

# Raynar Enhanced

Sub Fund of: EFG Silverstone SICAV-RAIF

Factsheet  
May 2022

## Fund Manager



## Fund Objectives

To achieve capital growth over the medium term with a diversified and unconstrained multi-asset class approach to building a high conviction portfolio. The Fund may invest in, among others, mutual funds, investment trusts, listed equities and bonds with the aim of producing risk adjusted returns superior to those available in the broader UK equity market. The Fund aims to judiciously utilise leverage to enhance the diversification and return profile of the portfolio.

**Portfolio Manager**  
Matthew Taylor

**First Day of Trading**  
7 February 2020

**Fund AUM**  
£48.4m

**Raynar AUM**  
£82.4m

**Custodian**  
EFG Bank (Luxembourg) S.A.

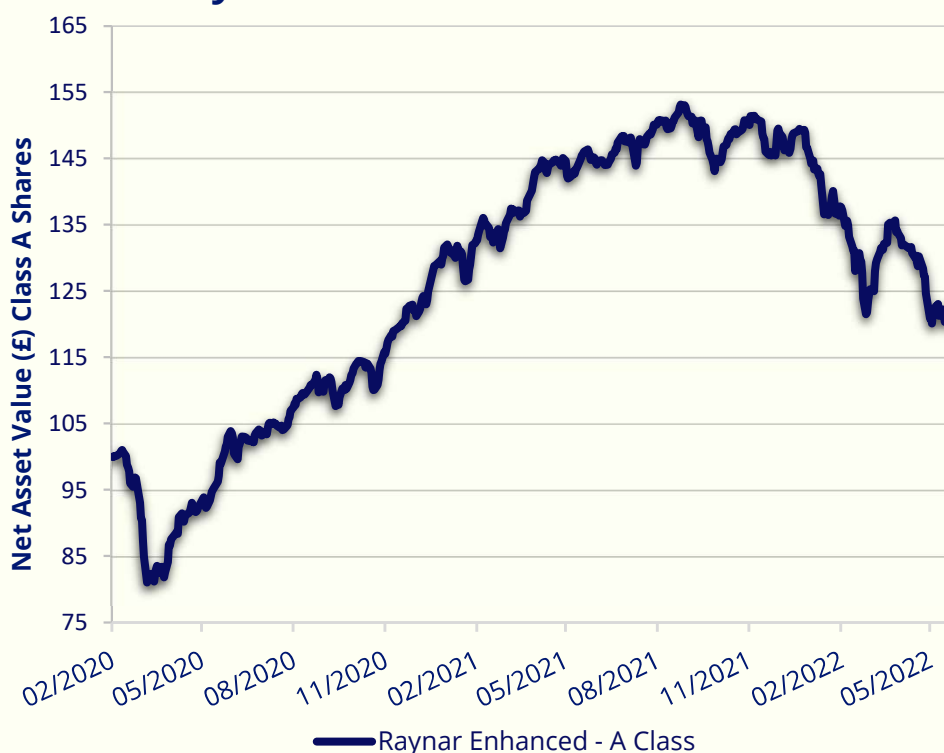
**AIFM**  
KB Associates

**Administrator**  
HSBC France, Luxembourg Branch

**Auditor**  
BDO Audit S.A. Luxembourg

FOR PROFESSIONAL INVESTORS ONLY

## Raynar Enhanced Performance



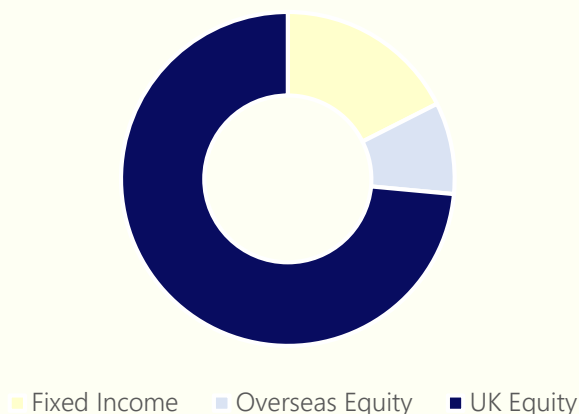
	Jan	Feb	Mar	Apr	May	Jun	Jul	Aug	Sep	Oct	Nov	Dec	Cal Return	Total Return
2020		-4.0%	-13.1%	11.6%	6.3%	3.5%	1.7%	6.4%	-0.1%	0.0%	9.5%	7.0%	29.7%	
2021	-1.9%	4.6%	3.7%	5.6%	0.8%	0.2%	1.3%	2.5%	-3.4%	1.4%	-2.3%	2.6%	15.8%	
2022	-7.3%	-5.5%	3.6%	-3.7%	-6.1%								-17.9%	23.2%

Past performance is not a reliable indicator of future performance. The chart shows the net asset values of Class A Distribution shares in GBP from launch sourced from Bloomberg net of all fees and costs.

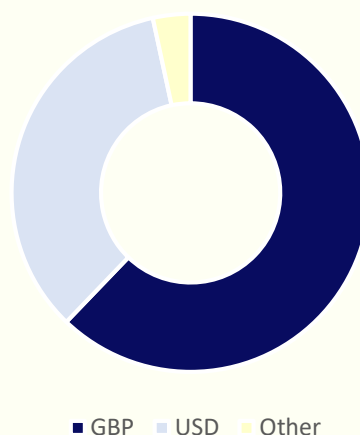
The investment strategies described above are intended only for those persons who may be categorised as professional clients. RPM Holdings Limited is an Appointed Representative (FRN 972964) of Met Facilities LLP which is authorised and regulated by the Financial Conduct Authority (FRN 587084). Met Facilities LLP is the investment manager of the Fund. EFG Fund Management SA is the Alternative Investment Fund Manager (AIFM).

Top Ten	Holding
Raynar Flagship	26.8%
Slater Growth Fund	22.9%
Garraway Global Equity	16.3%
Pershing Square Holdings	14.3%
1.375% US Treasury 2031	4.4%
Principal Preferred Securities	3.8%
iShares Index Linked Gilts	3.1%
TwentyFour Income Fund	1.7%
Aurora Investment Trust	1.4%
Barratt Developments	1.3%

Asset Allocation



Currency Allocation



Risk Analysis (since launch)	A Class
Total Return	23.2%
Max Drawdown	-19.4%
Best Month	11.6%
Worst Month	-13.1%
Positive Months	64.3%
Annualised Volatility	12.4%

## Contact Details

Head of Client Relations:  
Jon Garland

jon@raynarpm.com

T: 0207 123 606  
M 0745 809 2791

www.raynarpm.com

Share Classes	A Class	B Class
Inception Date	7th February 2020	13th June 2021
Minimum Initial Investment	£200,000	£2,000,000
Subscription	Daily, zero fee	Daily, zero fee
Redemption	Monthly, zero fee	Monthly, zero fee
Redemption Notice**	1 month	1 month
Annual Management Charge	0.50%	0.00%
Performance Fee	20%	20%
Hurdle Rate	5% annualised	5% annualised
High Water Mark	Yes – Lifetime	Yes – Lifetime
Distribution/Accumulation	Distribution	Distribution
ISIN	LU2076759542	LU2209059935
NAV	122.36	84.65

\*\*Redemptions processed last business day each month – instruction required before 3pm UK time on last business day of the prior month

Investment Themes are categorisations chosen by the portfolio manager which, in their opinion, best describes the predominant driver of the underlying investments. Investments may be re-categorised. \*Represents negative cash balance arising from the utilisation of leverage to accommodate periods where there are excess high conviction investment ideas

**Information for investors in Switzerland:** The Fund mentioned in this marketing material is not approved by FINMA for offering to non-qualified investors in Switzerland and the information presented is only for qualified investors as defined under art. 10 paragraph 3 and 3ter CISA in connection with art. 4 paragraphs 3 to 5 FinSA and art. 5 paragraphs 1 and 4 FinSA. The Representative in Switzerland is CACEIS (Switzerland) SA, Route de Signy 35, CH-1260 Nyon. The Paying Agent in Switzerland is CACEIS Bank, Paris, Nyon Branch / Switzerland, Route de Signy 35, CH-1260 Nyon. The prospectus, the key investor information document, the articles of association and the annual and semi-annual reports of the Fund/s may be obtained, free of charge, at the representative in Switzerland. Past performance is no indication of current or future performance. The performance data do not take account of the commissions and costs incurred on the issue and redemption of units.