

Raynar Enhanced

Factsheet
July 2021

Sub Fund of EFG Silverstone SICAV-RAIF

Fund Manager:



Portfolio Manager:
Matthew Taylor

First Day of Trading:
7 February 2020

Fund Assets Under Management:
£57.3m

Firm Assets Under Management
£104.4m

Custodian:
EFG Bank (Luxembourg) S.A.

AIM
EFG Fund Management S.A.

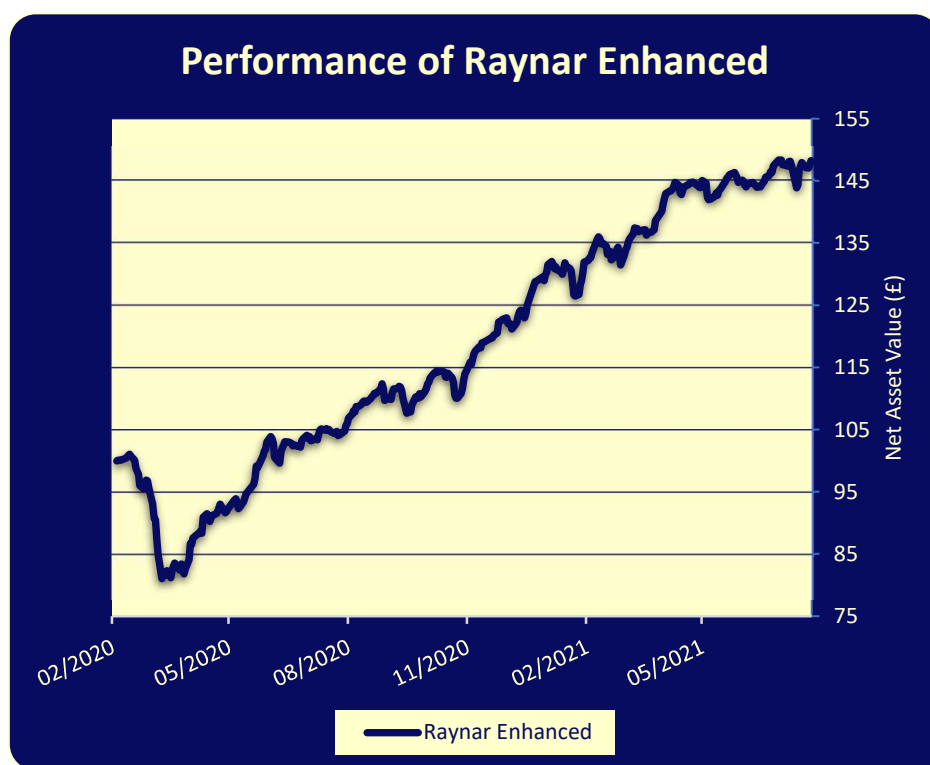
Administrator:
HSBC France,
Luxembourg Branch

Auditor:
BDO Audit S.A. Luxembourg

Fund Objective:

To achieve capital growth over the medium term with a diversified and unconstrained multi-asset class approach to building a high conviction portfolio. The Fund may invest in, among others, mutual funds, investment trusts, listed equities and bonds with the aim of producing risk adjusted returns superior to those available in the broader UK equity market. The Fund aims to judiciously utilise leverage to enhance the diversification and return profile of the portfolio.

FOR PROFESSIONAL INVESTORS ONLY



	Jan	Feb	Mar	Apr	May	Jun	Jul	Aug	Sep	Oct	Nov	Dec	Cumulative Return
2020		-3.98%	-13.14%	11.57%	6.28%	3.52%	1.73%	6.38%	-0.05%	0.01%	9.50%	6.95%	29.69%
2021	-1.86%	4.62%	3.65%	5.62%	0.82%	0.24%	1.28%						15.07%

Past performance is not a reliable indicator of future performance.

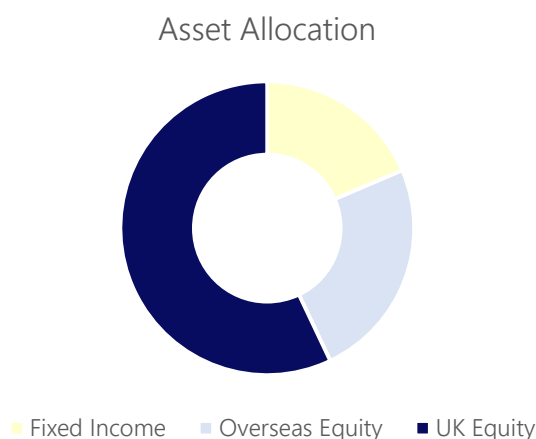
Raynar Enhanced performance shows the net asset values of Class A Distribution shares in GBP from launch sourced from Bloomberg net of all fees and costs

Raynar Enhanced

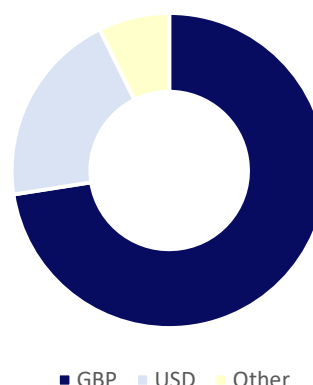
Factsheet
July 2021

Sub Fund of EFG Silverstone SICAV-RAIF

Top Ten Holdings	Holding
Raynar Flagship	32.7%
Slater Growth Fund	23.1%
Pershing Square Holdings	12.7%
Garraway Global Equity	9.8%
Royal London Short Duration HY	3.9%
Principal Preferred Securities Fund	3.8%
Renminbi Bond Fund	3.8%
Twentyfour Income Fund	3.4%
Dignity	1.6%
Barratt Developments	1.6%



Risk Analysis (since launch)	A Class
Total Return	49.2%
Max Drawdown	-16.6%
Best Month	11.6%
Worst Month	-13.1%
Positive Months	77.8%
Annualised Volatility	12.4%



Contact Details

Head of Client Relations:

Jon Garland

jon@raynarpmp.com

T: 0207 1234 606

M: 0745 809 2791

Websites:

www.raynarpmp.com

www.efg-fundmanagement.com

Enquiries Form:

www.raynarpmp.com/investor-enquiries/

Raynar Enhanced Share Classes	A Class	B Class
Inception Date	7 th February 2020	13 th June 2021
Status	Open	Open
Minimum Initial Investment	£200,000	£2,000,000
Subscription	Daily, zero fee	Daily, zero fee
Redemption	Monthly, zero fee	Monthly, zero fee
Redemption Notice*	20 Business Days	20 Business Days
Annual Management Charge	0.50%	0.00%
Performance Fee	20%	20%
Hurdle Rate	5% annualised	5% annualised
High Water Mark	Yes – Lifetime	Yes – Lifetime
ISIN	LU2076759542	LU2209059935
Bloomberg Ticker	EFSREGI LX	EFESSBG LX

*Redemptions occur last business day each month – instruction required before 3pm UK time on last business day of the prior month.

The investment strategies employed by Raynar Portfolio Management are intended only for those persons who may be categorised as professional clients. Raynar Portfolio Management is a trading name of Met Facilities LLP which is authorised and regulated by the Financial Conduct Authority (FRN: 587084). Met Facilities LLP is the investment manager of the Fund, with EFG Fund Management SA appointed as the Alternative Investment Fund Manager (AIFM).

Information for investors in Switzerland: The Fund mentioned in this marketing material is not approved by FINMA for offering to non-qualified investors in Switzerland and the information presented is only for qualified investors as defined under art. 10 paragraph 3 and 3ter CISA in connection with art. 4 paragraphs 3 to 5 FinSA and art. 5 paragraphs 1 and 4 FinSA. The Representative in Switzerland is CACEIS (Switzerland) SA, Route de Signy 35, CH-1260 Nyon. The Paying Agent in Switzerland is CACEIS Bank, Paris, Nyon Branch / Switzerland, Route de Signy 35, CH-1260 Nyon. The prospectus, the key investor information document, the articles of association and the annual and semi-annual reports of the Fund/s may be obtained, free of charge, at the representative in Switzerland. Past performance is no indication of current or future performance. The performance data do not take account of the commissions and costs incurred on the issue and redemption of units.