

## Urban Pathways (SuDS)

Typical base build up suitable for pedestrian use and occasional maintenance vehicles

Recommended Specification for Addaset, Addabound and Terrabound



### Surface Course


Hand applied and trowelled to a smooth finish by Addagrip approved installers

0.5mm dia. grit cast onto uncured surface



### Binder Course

Laid by others in well compacted layer to a minimum fall of 1.5% (1 in 66)




### Sub-base


Laid by others in well compacted layers to a minimum fall of 1.5% (1 in 66)



### Optional membrane



### Sub-grade



### Typical depth of resin bound surface:

6mm aggregate formulation min. 18mm  
10mm aggregate formulation min. 24mm

(3mm aggregate formulation min. 16mm is semi-porous)

A 50mm depth of AC 14 Open Surface asphalt concrete max 160/220 pen to BS EN 13108-1:2006 (Bituminous Macadam) or 50mm depth of Terrabound base.

A 150mm Depth of well compacted, non-frost susceptible Type 3 granular sub-base to SHW clause 805 or locally available secondary or recycled aggregates which comply with the requirements of the specifications for Highway works for sub-bases.

A geotextile membrane to prevent upward migration of fine soil particles (optional)

### Note:

Addagrip Resin Bound Surfaces can be overlaid onto existing asphalt or concrete surfaces of suitable construction for the traffic expected. Any movement joints/construction joints in concrete should reflect through the surface. Cracks should be broken out if necessary and filled with a polymer/cement crack filling material.

Areas that may be trafficked by heavy vehicles should have structural layers designed according to the Highways Agency.

A suitable steel, wood, brick, stone or aluminium edging should be provided to ensure a neat edge detail. The maximum tolerance of the base should not exceed 3mm under a 1m straight edge.

If plastic or silty sub-grade is present, a capping layer should be used in accordance with HA Design Manual for Road and Bridges HD25.

If there is a danger of ponding, the sub-base should be laid to falls.

Total sub-base thickness will be dictated by loading and attenuation requirements.

Any advice, recommendation or information given by Addagrip Terraco Ltd is based on practical experience and is believed to be accurate at the time of publication. No liability or responsibility of any kind (including liability for negligence) is accepted in this respect by the company, its Servants or Agents.

The figures quoted do not constitute a specification, they represent typical values obtained for this product.