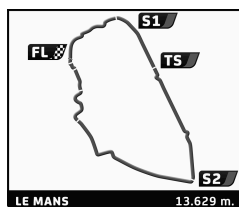




6-7-8 | 20
JUILLET | 18



GROUP C RACING
LE MANS CLASSIC 2018
QUALIFYING 1

Sector Analysis

Personal Best Session Best B Crossing the finish line in pit lane

Table with columns: Lap, D, Time, Sector 1, Sector 2, Sector 3, T. Spd, Elapsed. Rows include driver names, car models, and lap times for various categories like Peugeot 905 EV1, Jaguar XJR-9, Porsche 962, etc.

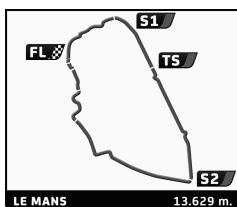
RICHARD MILLE

EFG





6-7-8 | 20 JUILLET | 18



GROUP C RACING LE MANS CLASSIC 2018 QUALIFYING 1

Sector Analysis

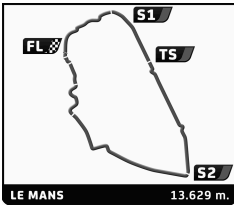
■ Personal Best ■ Session Best ■ Crossing the finish line in pit lane

Lap	D	Time	Sector 1	Sector 2	Sector 3	T. Spd	Elapsed	Lap	D	Time	Sector 1	Sector 2	Sector 3	T. Spd	Elapsed
3	1	13:27.266	9:41.917	1:40.327	2:05.022	227.2	24:57.021	6	1	4:39.383	44.760	1:44.396	2:10.227	258.9	36:41.290
4	1	4:20.577	42.374	1:36.690	2:01.513	278.0	29:17.598	7	1	6:53.561 B	44.213	2:19.827	3:49.521	269.1	43:34.851
5	1	4:18.559	42.760	1:35.556	2:00.243	269.8	33:36.157	40 1. Richard BATEMAN SPICE SE90C 1990 C1A							
6	1	4:23.927	41.822	1:36.911	2:05.194	263.9	38:00.084	1	1	5:56.893	1:01.266	2:11.060	2:44.567	201.6	6:57.368
7	1	5:36.745 B	46.362	1:53.214	2:57.169	232.0	43:36.829	2	1	5:14.183	51.502	1:59.146	2:23.535	197.2	12:11.551
25 1. Michael LYONS GEBHARDT C91 1991 C3A							3	1	5:32.793 B	49.278	1:55.555	2:47.960	138.7	17:44.344	
1	1	5:41.366	2:12.919	1:31.121	1:57.326	294.5	13:22.771	4	1	8:04.145	3:52.884	1:55.060	2:16.201	250.6	25:48.489
2	1	4:03.328	38.145	1:30.958	1:54.225	294.5	17:26.099	5	1	4:40.703	47.256	1:42.134	2:11.313	230.5	30:29.192
3	1	4:06.657	37.976	1:37.326	1:51.355	232.0	21:32.756	6	1	4:40.847	47.042	1:43.847	2:09.958	237.0	35:10.039
4	1	3:57.801	36.932	1:29.981	1:50.888	295.3	25:30.557	7	1	4:39.753	46.014	1:43.638	2:10.101	214.7	39:49.792
5	1	4:11.648 B	38.467	1:31.583	2:01.598	294.5	29:42.205	50 1. Paul HIGGINS 2. Andrew HIGGINS PORSCHE 962C 1989 C1A							
6	1	9:54.714	6:26.814	1:34.825	1:53.075	265.2	39:36.919	1	1	5:27.386	56.942	1:55.491	2:34.953	174.8	6:14.371
27 1. Pierre-Alain FRANCE 2. Erwin FRANCE NISSAN R90 CK 1990 C1A							2	1	4:46.332	46.343	1:43.191	2:16.798	217.6	11:00.703	
1	1	4:16.072	41.000	1:33.482	2:01.590	292.9	11:01.194	3	1	5:31.268	1:17.126	1:48.027	2:26.115	202.7	16:31.971
2	1	4:02.648	39.889	1:28.804	1:53.955	320.4	15:03.842	4	1	5:30.482	49.018	2:24.327	2:17.137	166.8	22:02.453
3	1	5:58.048 B	46.710	2:52.728	2:18.610	75.9	21:01.890	5	1	4:49.956 B	45.461	1:41.143	2:23.352	243.9	26:52.409
4	1	7:42.516	4:00.775	1:38.367	2:03.374	258.9	28:44.406	6	1	6:54.991	3:12.599	1:39.262	2:03.130	232.0	33:47.400
5	1	4:15.979	40.353	1:35.907	1:59.719	255.9	33:00.385	7	1	4:13.493	41.341	1:34.674	1:57.478	255.3	38:00.893
6	1	4:14.980	40.754	1:36.579	1:57.647	275.2	37:15.365	8	1	4:31.168 B	41.240	1:41.411	2:08.517	236.0	42:32.061
7	1	4:22.818	40.507	1:44.531	1:57.780	283.8	41:38.183	51 1. Hans-Jörg HÜBNER 2. Marco WERNER PORSCHE 962C 1990 C1A							
31 1. Kriton LENDOUIS 2. Aguas AGUAS MERCEDES BENZ C11 1989 C1A							1	1	6:17.412	1:38.109	1:54.480	2:44.823	216.4	8:27.934	
1	1	5:36.570	53.415	2:05.037	2:38.118	147.6	5:56.797	2	1	5:16.352	49.319	1:56.161	2:30.872	218.1	13:44.286
2	1	3:56.616	37.902	1:29.287	1:49.427	301.8	9:53.413	3	1	6:37.820	48.913	3:15.715	2:33.192	66.0	20:22.106
3	1	4:07.556 B	36.364	1:27.211	2:03.981	307.8	14:00.969	4	1	5:17.971 B	47.594	1:46.393	2:43.984	216.4	25:40.077
33 1. Henrik LINDBERG PORSCHE 962C 1989 C1A							5	1	7:43.549	3:49.707	1:41.483	2:12.359	206.2	33:23.626	
1	1	5:38.281 B	57.106	1:55.109	2:46.066	184.9	6:20.542	6	1	4:20.590	43.167	1:37.212	2:00.211	264.6	37:44.216
2	1	10:23.642	6:31.507	1:44.308	2:07.827	217.6	16:44.184	7	1	4:18.317	41.730	1:35.913	2:00.674	264.6	42:02.533
3	1	5:18.395	47.096	2:23.221	2:08.078	206.2	22:02.579	55 1. Rob HUFF SPICE SE89P 1989 C3B							
4	1	6:25.741 B	41.599	1:39.392	4:04.750	275.2	28:28.320	1	1	5:28.012 B	54.147	1:52.073	2:41.792	229.5	6:04.766
35 1. Gérard LOPEZ 2. Vincent RADERMECKER JAGUAR XJR-14 1991 C3A							2	1	5:56.425	2:18.624	1:33.439	2:04.362	271.1	12:01.191	
1	1	6:06.165 B	1:01.278	2:13.909	2:50.978	156.3	7:20.688	3	1	4:08.186	38.182	1:35.444	1:54.560	223.4	16:09.377
2	1	6:58.756	3:15.103	1:42.709	2:00.944	246.6	14:19.444	4	1	5:11.038	46.257	2:31.687	1:53.094	101.1	21:20.415
3	1	5:35.827	40.309	2:52.491	2:03.027	75.8	19:55.271	5	1	4:04.195	36.923	1:31.667	1:55.605	282.3	25:24.610
4	1	4:13.684	39.029	1:37.065	1:57.590	269.1	24:08.955	6	1	4:04.726 B	36.604	1:31.265	1:56.857	282.3	29:29.336
5	1	4:05.816	37.990	1:34.626	1:53.200	284.5	28:14.771	7	1	7:57.728 B	3:00.696	1:46.610	3:10.422	206.5	37:27.064
6	1	4:13.007 B	37.913	1:33.448	2:01.646	283.8	32:27.778	58 1. Jean-Marc MERLIN SPICE SE90C 1990 C1A							
7	1	8:20.417	4:24.030	1:41.869	2:14.518	238.0	40:48.195	1	1	14:08.355 B	8:02.816	2:45.075	3:20.464	152.0	24:32.970
36 1. Hisashi KUNIE 2. Toshiya ITO TOYOTA 85C 1985 C1B							61 1. Max VON BRAUNMÜHL PORSCHE 962 1989 C1A								
1	1	6:31.917	1:58.640	1:55.240	2:38.037	226.7	8:30.811	1	1	5:57.787	1:04.774	2:15.032	2:37.981	149.3	7:09.765
2	1	5:04.050	49.103	1:53.015	2:21.932	218.5	13:34.861	2	1	4:51.100	46.101	1:47.609	2:17.390	191.3	12:00.865
3	1	6:07.359	48.220	2:35.931	2:43.208	75.0	19:42.220	3	1	4:37.684	43.883	1:46.067	2:07.734	162.3	16:38.549
4	1	5:25.016 B	51.473	1:54.710	2:38.833	215.1	25:07.236	4	1	5:26.126	49.657	2:24.592	2:11.877	165.3	22:04.675
5	1	6:54.671	2:47.209	1:50.520	2:16.942	236.5	32:01.907	5	1	4:31.282	44.086	1:36.522	2:10.674	272.5	26:35.957





6-7-8 | 20
JUILLET | 18



GROUP C RACING
LE MANS CLASSIC 2018
QUALIFYING 1

Sector Analysis

Personal Best Session Best B Crossing the finish line in pit lane

Table with 11 columns: Lap, D, Time, Sector 1, Sector 2, Sector 3, T. Spd, Elapsed. Rows 6-8.

Driver 66: 1. Douglas TITFORD, 2. Trevor REEVES. EMKA C84/1 Aston Martin 1985 C1B. Lap data table.

Driver 99: 1. Mischa STRIJDER. PORSCHE 962C 1991 C3A. Lap data table.

Driver 71: 1. Georg KJALLGREN. COURAGE C26 S 1990 C1A. Lap data table.

Driver 104: 1. Philippe SCEMAMA. SPICE SE89C 1989 C2A. Lap data table.

Driver 78: 1. Lionel BOCH, 2. Patrick PERCEVAULT. ECOSSE C285 1985 C3B. Lap data table.

Driver 106: 1. Laurent FORT, 2. Frédéric DA ROCHA. TIGA GC 288/289 1988 C2A. Lap data table.

Driver 82: 1. Michel LECOURT, 2. Raymond NARAC. PORSCHE 962C 1990 C1A. Lap data table.

Driver 107: 1. Philippe COLANCON. TIGA GC289 1989 C2A. Lap data table.

Driver 85: 1. Tony SINCLAIR. SPICE SE90C 1990 C1A. Lap data table.

Driver 110: 1. Martin OVERINGTON. PORSCHE 962C 1988 C3B. Lap data table.

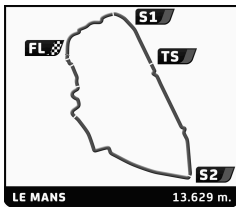
Driver 88: 1. Ivan VERCOUTERE, 2. Alex MUELLER. JAGUAR XJR-12 1989 C1A. Lap data table.

Driver 111: 1. Thomas DOZIN. SPICE SE88C 1988 C2A. Lap data table.





6-7-8 | 20 JUILLET | 18



GROUP C RACING LE MANS CLASSIC 2018 QUALIFYING 1

Sector Analysis

■ Personal Best ■ Session Best B Crossing the finish line in pit lane

Lap	D	Time	Sector 1	Sector 2	Sector 3	T. Spd	Elapsed	Lap	D	Time	Sector 1	Sector 2	Sector 3	T. Spd	Elapsed
1	1	5:54.216	1:03.918	2:01.865	2:48.433	210.5	7:04.504								
2	1	5:13.429 B	50.618	1:48.915	2:33.896	242.8	12:17.933								
3	1	8:25.940	3:24.167	2:46.224	2:15.549	74.3	20:43.873								
4	1	4:41.206	46.339	1:41.179	2:13.688	280.9	25:25.079								
5	1	4:35.522	44.468	1:40.839	2:10.215	287.5	30:00.601								
6	1	4:32.273	45.057	1:38.779	2:08.437	262.6	34:32.874								
7	1	4:30.185	44.006	1:38.580	2:07.599	293.7	39:03.059								

129		1. Xavier GALANT		TIGA GC288 1988		C2A	
1	1	6:17.884	1:36.479	2:03.695	2:37.710	202.7	8:32.048
2	1	5:06.240 B	48.282	1:51.342	2:26.616	214.2	13:38.288
3	1	7:21.895	2:23.867	2:46.852	2:11.176	79.9	21:00.183
4	1	4:34.618	44.261	1:41.017	2:09.340	260.8	25:34.801
5	1	4:29.510	43.177	1:39.196	2:07.137	260.8	30:04.311
6	1	4:33.120	44.693	1:40.690	2:07.737	245.0	34:37.431
7	1	4:26.275	42.608	1:39.191	2:04.476	255.9	39:03.706

145		1. Alain CREFCOEUR		SPICE SE89C 1989		C2A	
1	1	5:54.625	58.807	2:07.801	2:48.017	191.0	7:03.189
2	1	4:59.599	50.060	1:47.553	2:21.986	213.4	12:02.788

177		1. Frank LYONS		ALD C289 1989		C2A	
1	1	5:20.140	49.866	1:56.397	2:33.877	203.1	14:17.769
2	1	6:22.353 B	48.408	2:56.341	2:37.604	67.5	20:40.122
3	1	5:56.418	1:54.661	1:46.505	2:15.252	212.2	26:36.540
4	1	4:36.728	42.346	1:45.120	2:09.262	247.2	31:13.268
5	1	4:30.818	43.436	1:41.369	2:06.013	240.7	35:44.086
6	1	4:31.830	43.496	1:41.566	2:06.768	262.0	40:15.916

185		1. Christophe GADAIS		STHEMO SM 1984		C2B	
		2. Romain BELLETESTE					
1	1	5:27.740	58.720	2:02.514	2:26.506	190.3	6:23.585
2	1	4:51.666	47.116	1:48.340	2:16.210	223.9	11:15.251
3	1	5:06.891 B	46.902	1:51.820	2:28.169	223.4	16:22.142
4	1	8:06.000	3:59.344	1:46.994	2:19.662	234.5	24:28.142
5	1	4:37.009	44.016	1:43.715	2:09.278	246.6	29:05.151
6	1	5:10.681 B	43.940	1:48.947	2:37.794	219.8	34:15.832

