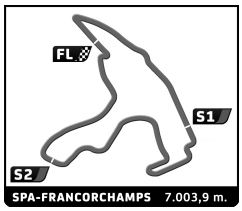

GROUP C RACING
SPA CLASSIC
QUALIFYING 2

Sector Analysis

Personal Best | Session Best | **B** Crossing the finish line in pit lane

3 — JAGUAR XJR12 1990
1.Shaun LYNN — C1a

Lap	D	Time	Sector 1	Sector 2	Sector 3	T. Spd	Elapsed
1	1	3:10.496	1:05.569	1:20.478	44.449	161.9	3:10.496
2	1	2:41.097	45.354	1:15.474	40.269	194.6	5:51.593
3	1	2:26.439	41.168	1:07.646	37.625	238.9	8:18.032
4	1	3:11.858 B	40.787	1:08.433	1:22.638	233.8	11:29.890
5	1	8:38.699	6:47.952	1:12.179	38.568	208.1	20:08.589
6	1	2:25.368	40.427	1:07.940	37.001	244.9	22:33.957
7	1	2:21.923	39.690	1:04.989	37.244	242.7	24:55.880
8	1	2:20.881	39.178	1:04.604	37.099	236.3	27:16.761
9	1	3:58.106 B	49.831	1:34.723	1:33.552	111.5	31:14.867
10	1	10:01.137	8:16.727	1:07.088	37.322	214.3	41:16.003
11	1	2:24.473	39.954	1:06.109	38.410	226.9	43:40.476
12	1	2:25.335	40.639	1:07.230	37.466	225.5	46:05.811

5 — SPICE SE90C 1990
1.Steve TANDY — C1a

Lap	D	Time	Sector 1	Sector 2	Sector 3	T. Spd	Elapsed
1	1	3:02.315	1:00.010	1:19.758	42.547	169.0	3:02.315
2	1	2:35.844	44.025	1:13.547	38.272	191.2	5:38.159
3	1	2:39.422 B	39.746	1:08.340	51.336	259.0	8:17.581
4	1	7:04.341	5:16.740	1:10.084	37.517	203.0	15:21.922
5	1	2:16.180	38.684	1:02.179	35.317	264.7	17:38.102
6	1	2:20.059	38.761	1:02.294	39.004	279.1	19:58.161
7	1	2:15.817	38.157	1:01.610	36.050	272.0	22:13.978
8	1	2:23.571	38.931	1:08.087	36.553	238.4	24:37.549
9	1	2:14.404	37.867	1:01.093	35.444	260.9	26:51.953
10	1	4:08.540 B	1:06.413	1:36.595	1:25.532	134.2	31:00.493

6 — JAGUAR XJR8 1987
1.Richard MEINS — C1a

Lap	D	Time	Sector 1	Sector 2	Sector 3	T. Spd	Elapsed
1	1	3:11.043	1:06.881	1:19.879	44.283	170.6	3:11.043
2	1	2:38.097	44.669	1:13.665	39.763	209.7	5:49.140
3	1	2:28.200	41.940	1:08.678	37.582	241.6	8:17.340
4	1	3:10.520 B	40.943	1:08.055	1:21.522	245.5	11:27.860
5	1	8:22.498	6:34.114	1:10.238	38.146	215.1	19:50.358
6	1	2:23.443	40.794	1:05.463	37.186	245.5	22:13.801
7	1	2:26.162	41.380	1:06.960	37.822	243.2	24:39.963
8	1	2:30.730	40.048	1:05.258	45.424	238.9	27:10.693
9	1	4:01.772 B	54.891	1:34.194	1:32.687	124.7	31:12.465
10	1	10:01.845	8:14.287	1:09.321	38.237	200.4	41:14.309
11	1	2:24.066	40.087	1:06.740	37.239	242.2	43:38.375
12	1	2:22.917	40.364	1:05.800	36.753	238.9	46:01.292

9 — JAGUAR XJR11 1989
1.Ivan VERCOUTERE
2.Alex MUELLER — C1a

Lap	D	Time	Sector 1	Sector 2	Sector 3	T. Spd	Elapsed
1	1	2:52.495	1:04.871	1:08.939	38.685	212.6	2:52.495
2	1	2:21.416	40.645	1:03.865	36.906	255.9	5:13.911
3	1	2:20.808	39.759	1:04.678	36.371	266.0	7:34.719
4	1	2:30.901	43.043	1:08.039	39.819	254.1	10:05.620
5	1	4:24.210 B	1:39.533	1:50.955	53.722	80.0	14:29.830
6	1	5:32.031	3:49.357	1:05.475	37.199	236.8	20:01.861
7	1	2:20.173	39.378	1:04.085	36.710	270.0	22:22.034
8	1	2:35.571 B	39.774	1:05.038	50.759	270.0	24:57.605
9	1	21:02.628 B	...	1:17.503	53.927	190.1	46:00.232

10 — SPICE SE92 1992
1.Michiel CAMPAGNE
2.Allard KALFF — C3a

Lap	D	Time	Sector 1	Sector 2	Sector 3	T. Spd	Elapsed
1	1	4:36.883	2:46.526	1:11.054	39.303	173.6	4:36.883
2	1	2:18.075	38.360	1:04.287	35.428	248.8	6:54.958
3	1	2:15.487	37.721	1:02.865	34.901	252.9	9:10.445
4	1	4:05.008 B	37.489	1:50.641	1:36.878	240.0	13:15.453
5	1	5:30.369	3:34.078	1:14.873	41.418	166.7	18:45.822
6	1	2:27.470	41.900	1:07.587	37.983	227.4	21:13.292
7	1	2:27.820	41.294	1:07.960	38.566	225.9	23:41.112
8	1	3:19.299 B	49.357	1:24.784	1:05.158	176.2	27:00.411

17 — JAGUAR XJR14 1991
1.Christophe d'ANSEMBOUI — C3a

Lap	D	Time	Sector 1	Sector 2	Sector 3	T. Spd	Elapsed
1	1	4:42.894	2:48.474	1:15.313	39.107	146.9	4:42.894
2	1	2:36.386 B	40.645	1:08.048	47.693	216.9	7:19.280
3	1	5:57.686	2:51.072	1:43.361	1:23.253	164.6	13:16.966
4	1	2:20.706	40.839	1:03.831	36.036	213.9	15:37.672
5	1	2:16.054	37.748	1:02.336	35.970	266.0	17:53.726
6	1	2:21.834	37.506	1:04.837	39.491	274.8	20:15.560
7	1	2:24.999	39.839	1:06.592	38.568	216.4	22:40.559
8	1	2:27.956	39.301	1:07.567	41.088	244.3	25:08.515
9	1	2:13.625	37.580	1:01.337	34.708	277.6	27:22.140
10	1	4:00.075 B	55.661	1:33.126	1:31.288	132.4	31:22.215
11	1	9:45.533	8:03.833	1:03.684	38.016	231.3	41:07.747
12	1	2:12.615	37.620	1:00.771	34.224	251.7	43:20.362
13	1	2:16.079	37.214	1:01.830	37.035	273.4	45:36.441

19 — MARCH 85G 1985
1.Christian PERRIER — C1b

Lap	D	Time	Sector 1	Sector 2	Sector 3	T. Spd	Elapsed
1	1	4:05.915	1:49.845	1:27.557	48.513	127.5	4:05.915
2	1	2:58.923 B	45.240	1:21.243	52.440	194.9	7:04.838
3	1	6:18.783	3:20.195	1:48.892	1:09.696	104.1	13:23.621
4	1	2:45.268	45.813	1:17.390	42.065	180.9	16:08.889
5	1	2:43.810	44.862	1:17.118	41.830	188.2	18:52.699
6	1	2:41.391	43.659	1:15.752	41.980	194.6	21:34.090
7	1	3:11.075 B	54.712	1:19.420	56.943	180.6	24:45.165
8	1	17:21.673	...	1:18.120	43.257	183.1	42:06.837
9	1	3:10.194 B	43.989	1:22.248	1:03.957	205.7	45:17.031

21 — PORSCHE 962C 1990
1.Ivan VERCOUTERE
2.Ralf KELLENERS — C1a

Lap	D	Time	Sector 1	Sector 2	Sector 3	T. Spd	Elapsed
1	1	3:21.260	1:19.507	1:17.817	43.936	158.6	3:21.260
2	1	2:34.810	42.317	1:10.100	42.393	200.4	5:56.070
3	1	2:27.323	40.960	1:08.181	38.182	234.8	8:23.393
4	1	3:09.020 B	39.805	1:08.033	1:21.182	241.1	11:32.413
5	1	4:59.130	3:13.765	1:07.558	37.807	232.8	16:31.543
6	1	2:29.649	40.044	1:09.940	39.665	254.7	19:01.192
7	1	2:35.014	47.854	1:09.263	37.897	227.8	21:36.206
8	1	2:25.078	40.006	1:07.412	37.660	204.5	24:01.284
9	1	2:23.959	39.877	1:06.986	37.096	247.1	26:25.243
10	1	3:10.270 B	39.500	1:15.887	1:14.883	248.8	29:35.513
11	1	11:29.299	9:48.569	1:05.003	35.727	231.3	41:04.811
12	1	2:13.484	38.006	1:00.555	34.923	287.2	43:18.295
13	1	2:12.306	37.294	1:00.379	34.633	291.1	45:30.601

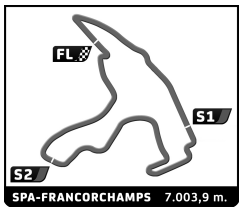

GROUP C RACING
SPA CLASSIC
QUALIFYING 2

Sector Analysis

Personal Best | Session Best | **B** Crossing the finish line in pit lane

25 GEBHARDT C91 1991
1.Michael LYONS — C3a

Lap	D	Time	Sector 1	Sector 2	Sector 3	T. Spd	Elapsed
1	1	3:50.464	1:55.708	1:14.431	40.325	208.5	3:50.464
2	1	2:40.212 B	40.791	1:06.355	53.066	259.0	6:30.676

27 NISSAN R90-CK 1990
1.Pierre-Alain FRANCE
2.Erwin FRANCE — C1a

Lap	D	Time	Sector 1	Sector 2	Sector 3	T. Spd	Elapsed
1	1	3:18.088	1:13.829	1:21.647	42.612	149.8	3:18.088
2	1	2:36.778	43.762	1:10.305	42.711	211.4	5:54.866
3	1	2:29.191	42.982	1:07.685	38.524	220.4	8:24.057
4	1	3:23.216 B	41.303	1:10.768	1:31.145	219.1	11:47.273
5	1	3:56.466	2:09.316	1:08.793	38.357	222.2	15:43.739
6	1	2:28.453	39.096	1:06.559	42.798	238.4	18:12.192
7	1	2:38.174 B	41.173	1:06.049	50.952	254.7	20:50.366
8	1	5:11.533	3:29.479	1:06.084	35.970	233.3	26:01.899
9	1	2:36.152 B	38.299	1:03.250	54.603	265.4	28:38.051
10	1	12:57.415	...	1:08.168	36.767	223.1	41:35.465
11	1	2:14.816	37.789	1:02.280	34.747	252.9	43:50.281
12	1	2:29.459	43.330	1:08.480	37.649	212.2	46:19.740

28 PORSCHE 962C 1990
1.Jean-Philippe GRAND
2.Claudio RODDARO — C1a

Lap	D	Time	Sector 1	Sector 2	Sector 3	T. Spd	Elapsed
1	1	6:13.524 B	3:44.979	1:25.933	1:02.612	148.8	6:13.524
2	1	4:08.863	2:05.117	1:18.100	45.646	173.1	10:22.387
3	1	3:57.648	1:27.821	1:45.650	44.177	79.3	14:20.035
4	1	3:00.109 B	45.839	1:16.488	57.782	190.8	17:20.144
5	1	6:54.074	4:44.650	1:20.558	48.866	209.7	24:14.218
6	1	2:44.543	44.952	1:13.061	46.530	196.7	26:58.761
7	1	4:09.426 B	1:03.424	1:33.564	1:32.438	135.8	31:08.187
8	1	10:38.961	8:42.863	1:13.833	42.265	180.0	41:47.147
9	1	2:33.046	43.281	1:09.546	40.219	217.7	44:20.193
10	1	2:53.655 B	41.563	1:09.270	1:02.822	208.1	47:13.848

33 PORSCHE 962C 1989
1.Henrik LINDBERG — C1a

Lap	D	Time	Sector 1	Sector 2	Sector 3	T. Spd	Elapsed
1	1	3:29.110	1:33.074	1:14.484	41.552	199.3	3:29.110
2	1	2:46.625	42.099	1:16.703	47.823	213.0	6:15.735
3	1	2:51.696 B	47.299	1:13.986	50.411	185.9	9:07.431
4	1	5:26.620	3:13.867	1:25.807	46.946	90.6	14:34.051
5	1	2:34.711	41.884	1:12.548	40.279	231.8	17:08.762
6	1	2:30.776	41.129	1:11.193	38.454	229.3	19:39.538
7	1	2:29.765	40.846	1:10.135	38.784	221.3	22:09.303
8	1	2:33.588	42.872	1:11.576	39.140	226.4	24:42.891
9	1	2:28.381	40.793	1:09.388	38.200	240.0	27:11.272
10	1	4:06.239 B	57.426	1:34.296	1:34.517	102.9	31:17.511
11	1	10:30.013	8:39.297	1:12.068	38.648	216.4	41:47.523
12	1	2:32.235	41.507	1:09.902	40.826	243.2	44:19.758

35 JAGUAR XJR14 1991
1.Gérard LOPEZ
2.Vincent RADERMECKER — C3a

Lap	D	Time	Sector 1	Sector 2	Sector 3	T. Spd	Elapsed
1	1	4:18.334	2:13.092	1:21.284	43.958	151.7	4:18.334
2	1	2:31.910	43.016	1:09.358	39.536	246.6	6:50.244
3	1	2:26.890	42.170	1:06.969	37.751	237.9	9:17.134
4	1	3:56.167	40.613	1:52.512	1:23.042	249.4	13:13.301
5	1	2:25.196	41.524	1:06.125	37.547	253.5	15:38.497
6	1	2:20.463	39.483	1:04.706	36.274	261.5	17:58.960
7	1	2:33.970 B	41.638	1:04.126	48.206	248.8	20:32.930
8	1	4:17.932	2:31.234	1:09.724	36.974	230.8	24:50.862
9	1	2:20.847	39.578	1:03.429	37.840	266.0	27:11.709
10	1	3:59.160 B	52.345	1:32.533	1:34.282	125.7	31:10.869
11	1	11:12.058	9:20.228	1:10.613	41.217	198.2	42:22.926
12	1	2:43.135	45.770	1:13.005	44.360	207.7	45:06.061

50 PORSCHE 962C 1989
1.Paul HIGGINS
2.Andrew HIGGINS — C1a

Lap	D	Time	Sector 1	Sector 2	Sector 3	T. Spd	Elapsed
1	1	3:03.215	1:05.511	1:16.553	41.151	188.5	3:03.215
2	1	2:33.891	42.799	1:11.990	39.102	213.4	5:37.106
3	1	2:28.842	40.659	1:08.711	39.472	243.2	8:05.948
4	1	2:39.788	40.324	1:07.854	51.610	234.8	10:45.736
5	1	3:36.567	1:24.823	1:30.099	41.645	100.7	14:22.303
6	1	2:28.486	43.446	1:06.811	38.229	232.3	16:50.789
7	1	2:24.848	40.294	1:06.431	38.123	241.1	19:15.637
8	1	2:23.471	39.559	1:06.717	37.195	257.8	21:39.108
9	1	2:33.080 B	39.639	1:06.842	46.599	242.2	24:12.188
10	1	6:44.875 B	3:10.100	2:11.257	1:23.518	208.9	30:57.063
11	1	11:22.049	9:22.182	1:17.305	42.562	182.4	42:19.111
12	1	2:46.021	44.014	1:17.860	44.147	214.7	45:05.132

51 PORSCHE 962C 1990
1.Hans-Jörg HÜBNER
2.Olivier MATHAI — C3a

Lap	D	Time	Sector 1	Sector 2	Sector 3	T. Spd	Elapsed
1	1	3:28.417	1:26.192	1:18.001	44.224	144.4	3:28.417
2	1	2:42.949	44.832	1:15.323	42.794	214.3	6:11.366
3	1	2:30.279	42.112	1:09.466	38.701	221.8	8:41.645
4	1	3:58.855 B	41.908	1:30.097	1:46.850	224.5	12:40.500
5	1	7:41.474	5:38.310	1:17.254	45.910	198.9	20:21.974
6	1	2:45.544	46.334	1:14.141	45.069	214.7	23:07.518
7	1	2:51.529	47.477	1:19.684	44.368	217.7	25:59.047
8	1	3:13.351 B	45.976	1:16.217	1:11.158	228.8	29:12.398
9	1	12:59.132	...	1:14.590	42.526	186.9	42:11.529
10	1	2:48.137	46.484	1:15.730	45.923	204.2	44:59.666

61 PORSCHE 962C 1989
1.Max VON BRAUNMÜHL — C1a

Lap	D	Time	Sector 1	Sector 2	Sector 3	T. Spd	Elapsed
1	1	9:03.363	7:08.322	1:14.864	40.177	180.3	9:03.363
2	1	4:02.431 B	41.930	1:41.929	1:38.572	217.3	13:05.794
3	1	4:37.469	2:44.446	1:10.824	42.199	216.9	17:43.263
4	1	2:33.630	42.427	1:09.323	41.880	226.4	20:16.893
5	1	2:32.509	41.600	1:09.135	41.774	222.2	22:49.402
6	1	2:31.051	41.161	1:08.863	41.027	231.8	25:20.453
7	1	2:28.577	42.591	1:07.145	38.841	222.2	27:49.030
8	1	4:16.836 B	1:27.409	1:36.374	1:13.053	101.4	32:05.866
9	1	9:48.371	7:50.441	1:16.384	41.546	208.1	41:54.236
10	1	2:42.557 B	42.889	1:08.194	51.474	241.1	44:36.793

65 SPICE SE89C GTP 1989
1.Mike WRIGLEY — C3a

Lap	D	Time	Sector 1	Sector 2	Sector 3	T. Spd	Elapsed
1	1	4:28.395 B	2:21.714	1:18.369	48.312	175.9	4:28.395
2	1	3:38.191	1:44.166	1:13.118	40.907	206.9	8:06.586
3	1	2:40.889	41.985	1:09.076	49.828	220.0	10:47.475
4	1	3:33.588	1:24.234	1:27.412	41.942	99.8	14:21.063
5	1	2:24.311	41.549	1:04.958	37.804	230.3	16:45.374
6	1	2:47.100 B	40.253	1:05.150	1:01.697	233.3	19:32.474
7	1	3:29.640 B	1:26.175	1:13.157	50.308	151.0	23:02.114

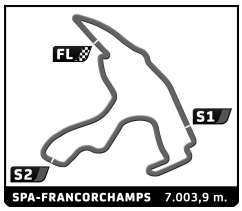

GROUP C RACING
SPA CLASSIC
QUALIFYING 2

Sector Analysis

Personal Best | Session Best | B Crossing the finish line in pit lane

Lap	D	Time	Sector 1	Sector 2	Sector 3	T. Spd	Elapsed
8	1	5:23.593 B	3:24.061	1:06.184	53.348	241.6	28:25.707
9	1	12:51.028	...	1:06.541	36.901	210.9	41:16.734
10	1	2:24.180	40.571	1:06.192	37.417	197.8	43:40.914
11	1	2:21.192	39.687	1:04.551	36.954	239.5	46:02.106

71 COURAGE C24S 1990
1.Georg KJALLGREN — C1a

Lap	D	Time	Sector 1	Sector 2	Sector 3	T. Spd	Elapsed
1	1	3:10.061	1:02.274	1:23.491	44.296	155.8	3:10.061
2	1	2:43.151	45.179	1:16.465	41.507	208.5	5:53.212
3	1	2:29.838	42.411	1:08.712	38.715	228.3	8:23.050
4	1	3:26.193 B	43.603	1:11.126	1:31.464	216.9	11:49.243
5	1	10:08.651	8:15.959	1:12.031	40.661	200.7	21:57.894
6	1	2:27.795	42.013	1:07.760	38.022	227.8	24:25.689
7	1	2:22.951	40.654	1:05.089	37.208	248.3	26:48.640
8	1	3:19.448 B	45.739	1:27.350	1:06.359	150.4	30:08.088
9	1	11:02.305	9:14.390	1:09.183	38.732	224.5	41:10.392
10	1	3:01.802 B	40.357	1:11.906	1:09.539	250.6	44:12.194

72 INTREPID RM1 1991
1.Peter GARROD — C3a

Lap	D	Time	Sector 1	Sector 2	Sector 3	T. Spd	Elapsed
1	1	8:00.520					8:00.520
2	1	12:00.978	...	1:14.137	42.820	210.5	20:01.498
3	1	2:41.015	43.597	1:15.282	42.136	220.9	22:42.513
4	1	2:39.801	42.352	1:14.746	42.703	226.4	25:22.314
5	1	2:40.071	42.719	1:12.339	45.013	228.8	28:02.385
6	1	5:04.122 B	1:39.749	1:54.611	1:29.762	94.4	33:06.507
7	1	9:05.576					42:12.082
8	1	2:36.703					44:48.785

82 PORSCHE 962C 1990
1.Michel LECOURT
2.Raymond NARAC — C1a

Lap	D	Time	Sector 1	Sector 2	Sector 3	T. Spd	Elapsed
1	1	3:11.100	1:18.417	1:14.892	37.791	216.4	3:11.100
2	1	2:25.796	39.090	1:08.231	38.475	282.0	5:36.896
3	1	2:38.061 B	39.138	1:06.505	52.418	282.0	8:14.957
4	1	7:08.180	5:22.764	1:07.958	37.458	223.6	15:23.137
5	1	2:17.736	38.165	1:02.356	37.215	291.1	17:40.873
6	1	2:15.262	37.476	1:02.549	35.237	264.7	19:56.135
7	1	2:13.397	37.480	1:01.018	34.899	293.5	22:09.532
8	1	2:41.841 B	40.607	1:04.992	56.242	269.3	24:51.373
9	1	15:52.901	...	1:06.879	36.950	227.4	40:44.273
10	1	2:20.891	39.177	1:04.834	36.880	254.1	43:05.164
11	1	2:23.587	41.268	1:04.658	37.661	251.7	45:28.751

85 SPICE SE90C 1990
1.Tony SINCLAIR — C1a

Lap	D	Time	Sector 1	Sector 2	Sector 3	T. Spd	Elapsed
1	1	3:14.111	1:16.810	1:16.222	41.079	176.2	3:14.111
2	1	2:32.965	41.812	1:12.620	38.533	204.2	5:47.076
3	1	2:25.210	40.828	1:06.117	38.265	247.7	8:12.286
4	1	3:01.771 B	42.095	1:11.432	1:08.244	247.1	11:14.057
5	1	5:36.274	3:46.402	1:06.733	43.139	221.8	16:50.331
6	1	2:25.540	40.413	1:05.679	39.448	259.6	19:15.871
7	1	2:24.155	40.653	1:05.984	37.518	255.9	21:40.026
8	1	2:23.572	40.149	1:05.831	37.592	246.0	24:03.598
9	1	2:22.340	40.113	1:05.292	36.935	242.7	26:25.938
10	1	3:13.065 B	41.094	1:19.845	1:12.126	242.2	29:39.003
11	1	11:43.704	9:58.006	1:08.430	37.268	217.3	41:22.706
12	1	2:20.115	39.627	1:03.617	36.871	245.5	43:42.821
13	1	2:20.218	39.507	1:04.447	36.264	240.0	46:03.039

98 SPICE SE90C 1990
1.Eric de DONCKER — C1a

Lap	D	Time	Sector 1	Sector 2	Sector 3	T. Spd	Elapsed
1	1	3:02.465	1:05.048	1:15.502	41.915	187.2	3:02.465
2	1	2:25.495	41.590	1:06.562	37.343	246.6	5:27.960
3	1	2:54.667 B	40.362	1:17.974	56.331	246.0	8:22.627
4	1	7:40.014	5:50.563	1:11.133	38.318	211.4	16:02.641
5	1	2:26.010	42.611	1:05.906	37.493	249.4	18:28.651
6	1	2:23.275	40.275	1:05.871	37.129	259.6	20:51.926
7	1	2:21.423	40.036	1:04.446	36.941	257.1	23:13.349
8	1	2:29.091	41.906	1:09.244	37.941	212.2	25:42.440
9	1	2:36.908 B	40.297	1:04.350	52.261	255.9	28:19.348
10	1	12:55.523	...	1:08.439	37.448	226.9	41:14.870
11	1	2:32.401	41.367	1:12.740	38.294	216.4	43:47.271
12	1	2:20.481	40.291	1:03.957	36.233	250.0	46:07.752

99 PORSCHE 962C 1991
1.Mischa STRIJDER — C1a

Lap	D	Time	Sector 1	Sector 2	Sector 3	T. Spd	Elapsed
1	1	4:33.612	2:20.829	1:25.629	47.154	164.6	4:33.612
2	1	2:50.894	47.538	1:20.854	42.502	183.4	7:24.506
3	1	2:44.758	44.509	1:17.537	42.712	210.1	10:09.264
4	1	4:15.541	1:39.658	1:46.584	49.299	78.7	14:24.805
5	1	2:43.658	44.455	1:14.817	44.386	184.6	17:08.463
6	1	2:33.119	43.580	1:10.349	39.190	232.3	19:41.582
7	1	2:31.087	41.782	1:09.986	39.319	246.0	22:12.669
8	1	2:32.271	42.813	1:10.307	39.151	218.6	24:44.940
9	1	2:48.928 B	41.524	1:12.649	54.755	250.6	27:33.868
10	1	14:50.128	...	1:14.011	43.465	221.3	42:23.995
11	1	2:43.150	45.738	1:13.532	43.880	209.7	45:07.145

104 SPICE SE89C 1989
1.Philippe SCEMAMA — C2a

Lap	D	Time	Sector 1	Sector 2	Sector 3	T. Spd	Elapsed
1	1	3:25.624	1:24.134	1:19.028	42.462	192.9	3:25.624
2	1	2:50.710 B	42.857	1:11.227	56.626	232.3	6:16.334
3	1	6:33.977	3:21.782	1:47.463	1:24.732	197.8	12:50.311
4	1	2:39.025	49.069	1:11.049	38.907	224.1	15:29.336
5	1	2:26.509	39.995	1:08.107	38.407	252.3	17:55.845
6	1	2:24.762	40.325	1:06.863	37.574	250.0	20:20.607
7	1	2:25.391	39.714	1:07.697	37.980	232.3	22:45.998
8	1	2:23.650	39.347	1:06.490	37.813	259.0	25:09.648
9	1	2:48.259 B	39.818	1:11.445	56.996	243.8	27:57.907
10	1	14:34.892	...	1:07.375	37.254	225.0	42:32.798
11	1	2:28.764	39.886	1:08.598	40.280	247.1	45:01.562

107 TIGA GC289 1989
1.Philippe COLANÇON — C2a

Lap	D	Time	Sector 1	Sector 2	Sector 3	T. Spd	Elapsed
1	1	5:09.380	2:52.899	1:25.832	50.649	128.6	5:09.380
2	1	2:59.617	54.759	1:17.037	47.821	186.2	8:08.997
3	1	3:25.474 B	50.420	1:14.372	1:20.682	148.1	11:34.471
4	1	4:38.503	2:42.855	1:15.430	40.218	240.0	16:12.974
5	1	2:33.861	43.726	1:10.565	39.570	252.3	18:46.835
6	1	2:29.989	42.480	1:08.613	38.896	262.1	21:16.824
7	1	2:52.743	41.703	1:29.392	41.648	265.4	24:09.567
8	1	2:29.540	41.674	1:08.762	39.104	257.1	26:39.107

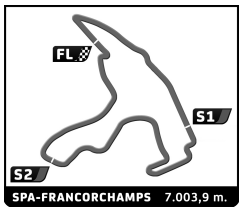

GROUP C RACING
SPA CLASSIC
QUALIFYING 2

Sector Analysis

Personal Best | Session Best | **B** Crossing the finish line in pit lane

111 SPICE SE88C 1988
1.Thomas DOZIN — C2a

Lap	D	Time	Sector 1	Sector 2	Sector 3	T. Spd	Elapsed
1	1	9:44.607	7:25.344	1:31.189	48.074	145.0	9:44.607
2	1	3:42.367	59.889	1:34.187	1:08.291	132.0	13:26.974
3	1	2:52.059	47.238	1:20.593	44.228	231.8	16:19.033
4	1	2:46.260	44.959	1:17.514	43.787	226.4	19:05.293
5	1	2:44.387	45.831	1:16.802	41.754	231.3	21:49.680
6	1	2:53.036 B	43.765	1:16.153	53.118	236.3	24:42.716
7	1	6:36.477 B	3:33.341	1:32.083	1:31.053	135.7	31:19.193
8	1	10:40.406	8:40.544	1:18.486	41.376	186.5	41:59.598
9	1	2:40.835	45.155	1:14.490	41.190	222.7	44:40.433

145 SPICE SE89C 1989
1.Alain CREFCOEUR — C2a

Lap	D	Time	Sector 1	Sector 2	Sector 3	T. Spd	Elapsed
1	1	6:25.496	4:13.798	1:25.007	46.691	156.5	6:25.496
2	1	2:42.253	44.962	1:15.676	41.615	201.5	9:07.749
3	1	4:12.225 B	44.716	1:49.868	1:37.641	220.0	13:19.974
4	1	4:06.230	2:07.119	1:16.167	42.944	228.3	17:26.204
5	1	2:37.828	43.513	1:12.757	41.558	233.3	20:04.032
6	1	2:33.505	42.639	1:11.852	39.014	226.9	22:37.537
7	1	2:31.926	42.608	1:09.639	39.679	234.8	25:09.463
8	1	2:54.207 B	42.462	1:11.397	1:00.348	232.3	28:03.670
9	1	13:43.279	...	1:14.147	40.422	204.5	41:46.948
10	1	2:32.906	42.216	1:10.297	40.393	227.4	44:19.854
11	1	3:05.764 B	44.249	1:15.416	1:06.099	225.9	47:25.618

162 GKW 862-C2 1988
1.Massimo GUERRA
2.Marco GUERRA — C3b

Lap	D	Time	Sector 1	Sector 2	Sector 3	T. Spd	Elapsed
1	1	3:19.702	1:15.049	1:20.987	43.666	158.6	3:19.702
2	1	2:39.957	44.364	1:15.219	40.374	167.4	5:59.659
3	1	2:36.630	42.982	1:13.811	39.837	194.9	8:36.289
4	1	4:00.128 B	41.808	1:34.122	1:44.198	229.8	12:36.417
5	1	3:51.633	1:57.577			207.7	16:28.050
6	1	2:36.936	41.252	1:13.767	41.917	231.3	19:04.986
7	1	2:35.755	41.289	1:12.022	42.444	230.8	21:40.741
8	1	2:32.985	42.458			216.4	24:13.726
9	1	2:41.667 B	40.731			230.8	26:55.393
10	1	14:46.930	...	1:16.719	41.552	191.2	41:42.322
11	1	2:35.860	42.766	1:12.491	40.603	203.4	44:18.182

177 ALD C289 1989
1.Frank LYONS — C2a

Lap	D	Time	Sector 1	Sector 2	Sector 3	T. Spd	Elapsed
1	1	4:33.321	2:27.595	1:21.094	44.632	168.0	4:33.321