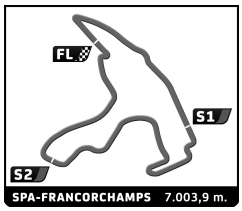

GROUP C RACING
SPA CLASSIC
QUALIFYING 1

Sector Analysis

Personal Best | Session Best | **B** Crossing the finish line in pit lane

3 — JAGUAR XJR12 1990
1.Shaun LYNN — C1a

Lap	D	Time	Sector 1	Sector 2	Sector 3	T. Spd	Elapsed
1	1	5:42.098	3:19.305	1:34.909	47.884	156.1	5:42.098
2	1	2:39.524	45.197	1:11.365	42.962	227.4	8:21.622
3	1	2:44.539	47.662	1:17.278	39.599	206.9	11:06.161
4	1	2:59.318 B	42.154	1:12.188	1:04.976	195.3	14:05.479
5	1	14:10.539	...	1:12.076	40.131	203.8	28:16.017
6	1	2:29.864	42.141	1:08.237	39.486	250.6	30:45.881
7	1	2:27.591	40.779	1:06.469	40.343	260.9	33:13.472
8	1	2:24.651	40.555	1:06.412	37.684	262.1	35:38.123
9	1	2:24.790	40.175	1:06.701	37.914	254.1	38:02.913
10	1	2:39.611 B	40.180	1:06.715	52.716	262.8	40:42.524
11	1	5:42.019	3:50.547	1:09.331	42.141	207.3	46:24.543
12	1	2:25.343	41.188	1:06.601	37.554	266.0	48:49.886
13	1	2:33.159	40.223	1:09.364	43.572	228.3	51:23.045
14	1	2:27.052	39.933	1:08.119	39.000	262.1	53:50.097
15	1	2:22.898	39.819	1:05.754	37.325	262.8	56:12.995
16	1	2:27.811	39.956	1:08.172	39.683	266.0	58:40.806

4 — PEUGEOT 905 EV1B 1993
1.Dominique GUENAT — C3a

Lap	D	Time	Sector 1	Sector 2	Sector 3	T. Spd	Elapsed
1	1	5:11.047	2:56.333	1:29.050	45.664	152.8	5:11.047
2	1	3:05.724	43.704	1:07.578	1:14.442	242.2	8:16.771
3	1	3:25.105 B	1:01.545	1:23.536	1:00.024	162.2	11:41.876
4	1	17:57.094	...	1:09.231	37.663	208.9	29:38.969
5	1	2:29.001	40.944	1:08.994	39.063	245.5	32:07.970
6	1	2:22.980	40.101	1:05.889	36.990	256.5	34:30.950
7	1	2:36.090 B	40.054	1:06.864	49.172	248.8	37:07.040
8	1	3:34.946	1:54.101	1:04.463	36.382	251.7	40:41.986

5 — SPICE SE90C 1990
1.Steve TANDY — C1a

Lap	D	Time	Sector 1	Sector 2	Sector 3	T. Spd	Elapsed
1	1	4:26.394	2:29.969	1:13.734	42.691	207.7	4:26.394
2	1	2:33.297	44.148	1:11.168	37.981	212.6	6:59.691
3	1	2:24.696	39.396	1:07.270	38.030	248.3	9:24.387
4	1	2:22.623	40.373	1:05.157	37.093	247.7	11:47.010
5	1	3:39.766 B	39.552	1:29.053	1:31.161	259.0	15:26.776
6	1	12:34.773	...	1:08.267	39.788	225.9	28:01.548
7	1	2:26.464	40.478	1:06.711	39.275	233.8	30:28.012
8	1	2:20.834	39.344	1:04.511	36.979	262.8	32:48.846
9	1	2:19.995	39.113	1:04.311	36.571	257.1	35:08.841
10	1	2:18.620	38.593	1:03.979	36.048	262.1	37:27.461
11	1	2:43.455 B	42.431	1:11.936	49.088	215.1	40:10.916
12	1	7:26.594	5:37.774	1:09.866	38.954	232.8	47:37.510
13	1	2:20.971	38.757	1:05.541	36.673	236.3	49:58.481
14	1	2:19.296	38.862	1:03.482	36.952	259.0	52:17.777

6 — JAGUAR XJR8 1987
1.Richard MEINS — C1a

Lap	D	Time	Sector 1	Sector 2	Sector 3	T. Spd	Elapsed
1	1	37:04.542	...	1:19.459	42.580	193.9	37:04.541
2	1	2:36.795	43.955	1:11.974	40.866	225.0	39:41.336
3	1	2:29.274	41.903	1:08.438	38.933	243.2	42:10.610
4	1	2:28.018	41.004	1:07.563	39.451	248.3	44:38.628
5	1	2:31.405	43.977	1:08.015	39.413	246.6	47:10.033
6	1	2:28.166	42.014	1:07.647	38.505	247.7	49:38.199
7	1	2:27.792	41.267	1:07.808	38.717	228.3	52:05.991
8	1	2:27.550	41.325	1:07.529	38.696	235.8	54:33.541
9	1	2:28.241	40.984	1:08.253	39.004	242.2	57:01.782
10	1	2:26.551	41.060	1:07.505	37.986	246.0	59:28.333

9 — JAGUAR XJR11 1989
1.Ivan VERCOUTERE
2.Alex MUELLER — C1a

Lap	D	Time	Sector 1	Sector 2	Sector 3	T. Spd	Elapsed
1	1	5:25.977					5:25.977
2	1	2:31.175					7:57.152
3	1	2:33.209					10:30.361
4	1	2:50.265 B					13:20.626
5	1	14:45.796					28:06.421
6	1	2:41.314 B					30:47.735
7	1	11:44.842 B	9:47.845	1:08.143	48.854	232.8	42:32.577

10 — SPICE SE92 1992
1.Michiel CAMPAGNE
2.Allard KALFF — C3a

Lap	D	Time	Sector 1	Sector 2	Sector 3	T. Spd	Elapsed
1	1	5:02.692	3:03.970	1:17.123	41.599	177.3	5:02.692
2	1	2:22.513	39.386	1:05.130	37.997	250.6	7:25.205
3	1	2:33.114	38.443	1:15.019	39.652	242.7	9:58.319
4	1	2:28.678	38.348	1:06.925	43.405	254.1	12:26.997
5	1	3:17.502 B	49.608	1:17.411	1:10.483	172.0	15:44.499
6	1	12:42.134	...	1:22.169	44.639	170.6	28:26.632
7	1	2:40.089	44.038	1:13.767	42.284	207.3	31:06.721
8	1	2:36.851	42.697	1:12.785	41.369	202.6	33:43.572
9	1	2:29.808	41.540	1:08.910	39.358	227.4	36:13.380
10	1	2:29.579	41.449	1:08.542	39.588	211.4	38:42.959
11	1	3:08.867 B	46.683	1:17.971	1:04.213	187.8	41:51.826
12	1	5:14.115	3:16.485	1:14.244	43.386	192.9	47:05.941
13	1	2:19.046	38.278	1:03.843	36.925	254.1	49:24.987
14	1	2:17.062	37.557	1:02.859	36.646	254.7	51:42.049
15	1	2:59.127 B	47.653	1:16.718	54.756	185.9	54:41.176

17 — JAGUAR XJR14 1991
1.Christophe d'ANSEMBOUI — C3a

Lap	D	Time	Sector 1	Sector 2	Sector 3	T. Spd	Elapsed
1	1	3:58.258	2:00.915	1:16.466	40.877	164.9	3:58.258
2	1	2:43.391 B	41.440	1:09.604	52.347	209.3	6:41.649
3	1	5:54.453	3:57.344	1:16.705	40.404	191.5	12:36.102
4	1	3:10.557 B	42.803	1:19.141	1:08.613	180.3	15:46.659
5	1	12:16.958	...	1:08.150	37.817	234.3	28:03.616
6	1	2:22.396	39.299	1:06.476	36.621	232.3	30:26.012
7	1	2:18.548	38.776	1:04.035	35.737	257.1	32:44.560
8	1	2:18.664	38.635	1:03.147	36.882	247.7	35:03.224
9	1	2:16.269	37.861	1:03.000	35.408	261.5	37:19.493
10	1	2:29.214	39.617	1:08.415	41.182	198.5	39:48.707
11	1	2:20.999	37.825	1:05.872	37.302	276.2	42:09.706
12	1	2:22.734	37.487	1:04.543	40.704	259.6	44:32.440
13	1	2:14.676	37.551	1:02.413	34.712	271.4	46:47.116
14	1	2:22.568	38.258	1:05.374	38.936	237.4	49:09.684
15	1	2:31.231 B	38.130	1:01.606	51.495	274.1	51:40.915

19 — MARCH 85G 1985
1.Christian PERRIER — C1b

Lap	D	Time	Sector 1	Sector 2	Sector 3	T. Spd	Elapsed
1	1	5:19.322	2:26.720	1:58.194	54.408	174.5	5:19.322
2	1	2:52.424	47.344	1:20.998	44.082	198.5	8:11.746
3	1	2:42.402	44.831	1:15.841	41.730	216.4	10:54.148
4	1	3:07.585 B	43.632	1:15.982	1:07.971	227.4	14:01.733
5	1	14:59.012	...	1:21.135	43.024	152.3	29:00.744

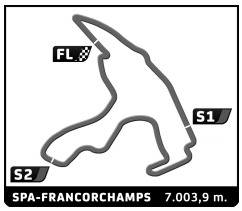

GROUP C RACING
SPA CLASSIC
QUALIFYING 1

Sector Analysis

Personal Best | Session Best | **B** Crossing the finish line in pit lane

Lap	D	Time	Sector 1	Sector 2	Sector 3	T. Spd	Elapsed
6	1	2:39.070	43.449	1:13.644	41.977	231.3	31:39.814
7	1	2:57.434 B	46.124	1:17.077	54.233	213.4	34:37.248
8	1	5:53.160 B	3:07.759	1:52.315	53.086	227.8	40:30.408
9	1	5:18.591 B	3:06.422	1:16.763	55.406	191.8	45:48.999
10	1	4:35.231	2:24.379	1:27.894	42.958	114.3	50:24.230
11	1	2:41.715	43.914	1:15.913	41.888	201.9	53:05.945
12	1	2:40.093	43.667	1:14.704	41.722	214.7	55:46.038
13	1	2:38.385	43.566	1:13.783	41.036	222.7	58:24.423

21 PORSCHE 962C 1990
1.Ivan VERCOUTERE
2.Ralf KELLENERS
C1a

Lap	D	Time	Sector 1	Sector 2	Sector 3	T. Spd	Elapsed
1	1	3:45.673	1:45.628	1:18.190	41.855	200.0	3:45.673
2	1	2:27.149	41.565	1:07.678	37.906	223.6	6:12.822
3	1	2:40.193 B	40.088	1:10.201	49.904	237.9	8:53.015
4	1	19:18.666	...	1:13.181	40.965	184.0	28:11.680
5	1	2:35.703	42.550	1:11.830	41.323	226.4	30:47.383
6	1	2:35.634	41.338	1:10.826	43.470	230.3	33:23.017
7	1	2:34.313	42.180	1:11.930	40.203	223.6	35:57.330
8	1	2:33.613	41.860	1:11.932	39.821	226.9	38:30.943
9	1	2:34.139	41.261	1:12.748	40.130	215.1	41:05.082
10	1	2:42.715 B	40.803	1:09.978	51.934	254.7	43:47.797
11	1	6:00.637	4:22.493	1:02.532	35.612	243.8	49:48.434
12	1	2:16.484	38.021	1:02.421	36.042	272.0	52:04.918
13	1	2:14.874	37.879	1:01.277	35.718	289.5	54:19.792
14	1	2:13.968	37.744	1:01.050	35.174	293.5	56:33.760
15	1	2:32.941 B	38.087	1:05.791	49.063	291.9	59:06.701

25 GEBHARDT C91 1991
1.Michael LYONS
C3a

Lap	D	Time	Sector 1	Sector 2	Sector 3	T. Spd	Elapsed
1	1	4:13.025	2:18.808	1:13.151	41.066	220.4	4:13.025
2	1	2:23.241	41.115	1:04.728	37.398	259.6	6:36.266
3	1	2:23.819	39.856	1:06.563	37.400	266.7	9:00.085
4	1	2:28.909	40.531	1:07.810	40.568	227.4	11:28.994
5	1	2:43.637 B	41.820	1:11.695	50.122	261.5	14:12.631
6	1	13:38.925	...	1:15.788	38.751	219.1	27:51.555
7	1	2:19.547	39.709	1:03.126	36.712	265.4	30:11.102
8	1	2:22.240	39.563	1:05.845	36.832	266.0	32:33.342
9	1	2:19.004	39.363	1:03.100	36.541	266.7	34:52.346
10	1	2:28.486 B	39.376	1:04.625	44.485	270.0	37:20.832
11	1	5:27.113	3:30.582	1:15.316	41.215	171.2	42:47.945
12	1	2:21.237	39.386	1:03.838	38.013	268.7	45:09.182
13	1	2:20.881	39.681	1:04.384	36.816	271.4	47:30.063
14	1	2:23.367	41.063	1:05.001	37.303	260.2	49:53.430
15	1	2:19.726	39.271	1:03.791	36.664	267.3	52:13.156
16	1	2:25.056	39.622	1:04.092	41.342	268.0	54:38.212
17	1	2:30.149 B	39.720	1:05.197	45.232	268.0	57:08.361

27 NISSAN R90-CK 1990
1.Pierre-Alain FRANCE
2.Erwin FRANCE
C1a

Lap	D	Time	Sector 1	Sector 2	Sector 3	T. Spd	Elapsed
1	1	3:51.210	1:41.266	1:22.622	47.322	185.2	3:51.210
2	1	2:39.302	46.341	1:10.726	42.235	221.8	6:30.512
3	1	2:34.194	43.474	1:10.524	40.196	241.6	9:04.706
4	1	3:14.649	1:20.179	1:13.044	41.426	226.4	12:19.355
5	1	3:21.324 B	47.858	1:20.594	1:12.872	189.1	15:40.679
6	1	12:55.696	...	1:14.964	39.572	206.5	28:36.374
7	1	2:55.206	41.032	1:04.981	1:09.193	212.6	31:31.580
8	1	2:23.585	42.935	1:04.839	35.811	241.6	33:55.165
9	1	2:20.083	39.092	1:04.976	36.015	260.2	36:15.248
10	1	3:01.266 B	1:05.611	1:06.500	49.155	255.9	39:16.514
11	1	5:09.412	3:29.495	1:03.577	36.340	246.0	44:25.926
12	1	2:19.353	39.112	1:03.150	37.091	240.0	46:45.279
13	1	2:19.108	38.680	1:03.856	36.572	262.1	49:04.387
14	1	2:19.501	38.289	1:03.749	37.463	265.4	51:23.888
15	1	2:23.963	40.443	1:06.405	37.115	263.4	53:47.851
16	1	2:18.278	38.044	1:04.042	36.192	268.7	56:06.129
17	1	2:49.348 B	42.787	1:13.856	52.705	224.5	58:55.477

28 PORSCHE 962C 1990
1.Jean-Philippe GRAND
2.Claudio RODDARO
C1a

Lap	D	Time	Sector 1	Sector 2	Sector 3	T. Spd	Elapsed
1	1	5:42.935	3:28.245	1:27.723	46.967	151.3	5:42.935

33 PORSCHE 962C 1989
1.Henrik LINDBERG
C1a

Lap	D	Time	Sector 1	Sector 2	Sector 3	T. Spd	Elapsed
1	1	4:26.448	2:26.574	1:16.745	43.129	192.2	4:26.448
2	1	2:48.228	44.646	1:18.409	45.173	203.4	7:14.676
3	1	2:37.667	43.753	1:13.956	39.958	218.2	9:52.343
4	1	2:45.917	42.364	1:21.257	42.296	236.3	12:38.260
5	1	3:19.113 B	47.371	1:24.267	1:07.475	178.5	15:57.373
6	1	12:20.076	...	1:15.689	40.446	187.8	28:17.448
7	1	2:33.619	42.061	1:11.675	39.883	217.7	30:51.067
8	1	2:35.143	42.018	1:12.642	40.483	242.2	33:26.210
9	1	2:33.855	42.150	1:12.109	39.596	212.6	36:00.065
10	1	2:33.481	41.501	1:11.413	40.567	233.3	38:33.546
11	1	2:34.256	41.602	1:11.680	40.974	227.8	41:07.802
12	1	2:31.532	41.113	1:10.990	39.429	256.5	43:39.334
13	1	2:33.721	41.548	1:12.492	39.681	227.4	46:13.055
14	1	2:32.602	41.394	1:11.848	39.360	230.8	48:45.657
15	1	2:32.815	42.065	1:11.509	39.241	221.8	51:18.472
16	1	2:45.396 B	41.147	1:10.795	53.454	234.3	54:03.868

35 JAGUAR XJR14 1991
1.Gérard LOPEZ
2.Vincent RADERMECKER
C3a

Lap	D	Time	Sector 1	Sector 2	Sector 3	T. Spd	Elapsed
1	1	11:49.813 B	9:16.787	1:27.897	1:05.129	140.3	11:49.813
2	1	17:17.658	...	1:14.924	44.708	195.7	29:07.470
3	1	2:36.808	43.848	1:12.862	40.098	241.6	31:44.278
4	1	2:36.464	42.849	1:11.367	42.248	235.8	34:20.742
5	1	2:32.837	44.608	1:08.930	39.299	243.2	36:53.579
6	1	2:47.906 B	43.794	1:10.469	53.643	227.8	39:41.485
7	1	7:05.052	5:08.835	1:11.548	44.669	204.9	46:46.537
8	1	2:55.341 B	47.432	1:11.291	56.618	196.4	49:41.878
9	1	3:45.172	1:52.528	1:10.067	42.577	186.2	53:27.050
10	1	2:35.970	45.551	1:10.236	40.183	215.6	56:03.020
11	1	2:31.167	44.121	1:07.633	39.413	223.6	58:34.187

50 PORSCHE 962C 1989
1.Paul HIGGINS
2.Andrew HIGGINS
C1a

Lap	D	Time	Sector 1	Sector 2	Sector 3	T. Spd	Elapsed
1	1	5:25.558	3:04.507	1:31.679	49.372	181.2	5:25.558
2	1	2:55.849	48.457	1:21.837	45.555	203.8	8:21.407
3	1	3:02.513	52.810	1:24.643	45.060	200.4	11:23.920
4	1	3:54.382 B	48.357	1:39.351	1:26.674	213.9	15:18.302
5	1	12:54.788	...	1:16.820	44.382	200.4	28:13.089
6	1	2:46.699	45.323	1:16.126	45.250	222.2	30:59.788
7	1	2:45.903	45.562	1:16.450	43.891	207.7	33:45.691
8	1	3:05.162 B	46.809	1:18.692	59.661	206.5	36:50.853

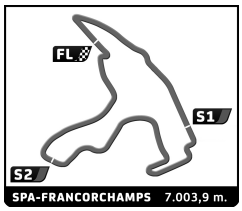

GROUP C RACING
SPA CLASSIC
QUALIFYING 1

Sector Analysis

Personal Best | Session Best | **B** Crossing the finish line in pit lane

Lap	D	Time	Sector 1	Sector 2	Sector 3	T. Spd	Elapsed
9	1	5:05.216	3:04.692	1:17.399	43.125	194.6	41:56.069
10	1	2:39.306	45.409	1:11.952	41.945	218.2	44:35.375
11	1	2:33.600	43.496	1:09.612	40.492	232.3	47:08.975
12	1	2:31.874	43.398	1:09.023	39.453	226.4	49:40.849
13	1	2:32.167	43.287	1:09.385	39.495	244.3	52:13.016
14	1	2:30.324	42.791	1:08.343	39.190	237.9	54:43.340
15	1	2:31.087	43.625	1:08.323	39.139	242.7	57:14.427
16	1	2:29.039	42.377	1:07.762	38.900	249.4	59:43.466

51 PORSCHE 962C 1990
1.Hans-Jörg HÜBNER
2.Olivier MATHAI
C3a

Lap	D	Time	Sector 1	Sector 2	Sector 3	T. Spd	Elapsed
1	1	4:19.848	2:06.367	1:24.915	48.566	183.4	4:19.848
2	1	2:55.645	49.046	1:19.943	46.656	211.4	7:15.493
3	1	2:52.111	47.610	1:19.565	44.936	221.3	10:07.604
4	1	2:59.670 B	46.389	1:16.402	56.879	214.3	13:07.274
5	1	16:22.011	...	1:16.186	42.532	164.4	29:29.284
6	1	2:40.952	47.527	1:11.815	41.610	203.4	32:10.236
7	1	2:35.296	43.513	1:10.995	40.788	214.3	34:45.532
8	1	2:32.710	43.908	1:08.826	39.976	229.3	37:18.242
9	1	3:04.887 B	46.894	1:18.394	59.599	192.2	40:23.129
10	1	5:04.183	3:05.333	1:13.001	45.849	168.2	45:27.312
11	1	2:31.372	42.521	1:09.378	39.473	234.8	47:58.684
12	1	2:30.506	42.607	1:07.477	40.422	232.3	50:29.190
13	1	3:02.664	51.999	1:18.625	52.040	178.2	53:31.854
14	1	2:49.271	43.761	1:18.482	47.028	216.9	56:21.125
15	1	2:28.733	41.961	1:07.962	38.810	240.0	58:49.858

61 PORSCHE 962C 1989
1.Max VON BRAUNMÜHL
C1a

Lap	D	Time	Sector 1	Sector 2	Sector 3	T. Spd	Elapsed
1	1	4:21.063					4:21.063
2	1	2:56.612					7:17.675
3	1	2:44.957					10:02.632
4	1	2:42.673					12:45.305
5	1	15:42.211					28:27.515
6	1	2:37.492					31:05.007
7	1	2:34.966					33:39.973
8	1	2:31.914					36:11.887
9	1	2:29.834					38:41.721
10	1	2:32.044					41:13.765
11	1	2:34.203					43:47.968
12	1	2:35.479					46:23.447
13	1	2:30.443					48:53.890
14	1	2:32.131					51:26.021
15	1	2:49.314					54:15.335
16	1	2:31.004					56:46.339
17	1	2:49.938 B					59:36.277

65 SPICE SE89C GTP 1989
1.Mike WRIGLEY
C3a

Lap	D	Time	Sector 1	Sector 2	Sector 3	T. Spd	Elapsed
1	1	12:20.485 B	...	1:19.414	53.438	177.0	12:20.485
2	1	15:42.061	...	1:13.281	43.929	186.5	28:02.545
3	1	2:35.121	47.447	1:08.422	39.252	209.3	30:37.666
4	1	2:31.416	41.954	1:09.485	39.977	229.8	33:09.082
5	1	2:26.361	41.196	1:06.872	38.293	218.6	35:35.443
6	1	2:36.455 B	41.281	1:07.757	47.417	210.9	38:11.898
7	1	5:08.550	3:20.871	1:08.885	38.794	202.6	43:20.448
8	1	2:25.201	41.042	1:05.799	38.360	238.9	45:45.649
9	1	2:25.363	40.397	1:05.977	38.989	253.5	48:11.012
10	1	2:23.418	40.401	1:05.251	37.766	227.8	50:34.430
11	1	2:27.983	40.425	1:06.392	41.166	242.2	53:02.413
12	1	2:23.379	40.331	1:05.747	37.301	255.9	55:25.792
13	1	2:22.484	40.183	1:05.347	36.954	250.0	57:48.276

71 COURAGE C24S 1990
1.Georg KJALLGREN
C1a

Lap	D	Time	Sector 1	Sector 2	Sector 3	T. Spd	Elapsed
1	1	4:26.067	2:14.918	1:23.314	47.835	154.7	4:26.067
2	1	2:53.677	47.727	1:20.883	45.067	190.8	7:19.744
3	1	2:44.490	44.533	1:18.848	41.109	204.5	10:04.234
4	1	2:36.898	43.895	1:11.635	41.368	218.2	12:41.132
5	1	3:17.966 B	51.670	1:20.668	1:05.628	178.8	15:59.098
6	1	12:22.088	...	1:14.603	40.022	197.1	28:21.185
7	1	2:31.522	42.570	1:09.395	39.557	220.0	30:52.707
8	1	2:34.270	42.798	1:10.562	40.910	225.9	33:26.977
9	1	2:37.558	42.607	1:11.695	43.256	211.4	36:04.535
10	1	2:27.464	41.477	1:07.428	38.559	230.8	38:31.999
11	1	2:28.750	41.712	1:08.286	38.752	211.4	41:00.749
12	1	2:33.469	43.716	1:09.660	40.093	217.3	43:34.218
13	1	2:57.399 B	45.749	1:16.746	54.904	205.7	46:31.617
14	1	4:55.963	3:03.109	1:12.674	40.180	217.7	51:27.580
15	1	2:30.721	41.920	1:07.661	41.140	255.9	53:58.301
16	1	2:26.039	41.252	1:06.556	38.231	238.9	56:24.340
17	1	2:28.252	41.616	1:07.500	39.136	231.8	58:52.592

72 INTREPID RM1 1991
1.Peter GARROD
C3a

Lap	D	Time	Sector 1	Sector 2	Sector 3	T. Spd	Elapsed
1	1	8:18.556	5:58.935	1:29.886	49.735	166.9	8:18.556
2	1	3:10.880	55.324	1:27.659	47.897	183.7	11:29.436
3	1	3:50.806 B	46.618	1:36.332	1:27.856	222.2	15:20.242
4	1	13:29.562	...	1:22.323	44.874	205.7	28:49.803
5	1	2:43.782	44.979	1:15.548	43.255	220.0	31:33.585
6	1	2:51.532	44.366	1:23.397	43.769	231.8	34:25.117
7	1	2:46.767	44.198	1:18.215	44.354	214.3	37:11.884
8	1	3:27.103 B	48.983	1:30.650	1:07.470	181.2	40:38.987

82 PORSCHE 962C 1990
1.Michel LECOURT
2.Raymond NARAC
C1a

Lap	D	Time	Sector 1	Sector 2	Sector 3	T. Spd	Elapsed
1	1	4:59.820 B	2:43.349	1:20.854	55.617	173.1	4:59.820
2	1	4:25.294	2:37.677	1:08.446	39.171	271.4	9:25.114
3	1	2:22.695	40.203	1:05.435	37.057	266.0	11:47.809
4	1	3:42.992 B	39.562	1:38.370	1:25.060	281.2	15:30.801
5	1	12:41.094	...	1:08.691	37.621	254.7	28:11.894
6	1	2:24.073	39.793	1:05.037	39.243	266.7	30:35.967
7	1	2:22.583	40.334	1:05.509	36.740	274.8	32:58.550
8	1	2:18.652	38.563	1:03.784	36.305	291.1	35:17.202
9	1	2:37.358 B	42.032	1:08.307	47.019	254.7	37:54.560
10	1	4:40.634 B	2:39.725	1:11.227	49.682	227.4	42:35.194
11	1	3:46.287	1:54.080	1:07.447	44.760	243.2	46:21.481
12	1	2:24.764	40.046	1:06.883	37.835	243.8	48:46.245
13	1	2:26.244	41.354	1:07.274	37.616	237.9	51:12.489
14	1	2:25.716	39.847	1:08.313	37.556	250.6	53:38.205
15	1	2:25.163	40.015	1:07.301	37.847	259.6	56:03.368
16	1	2:26.898	40.259	1:08.247	38.392	224.5	58:30.266

EFG Private Banking
J.D Classics
ZENITH WATCHES

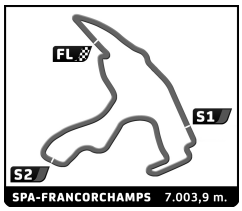

GROUP C RACING
SPA CLASSIC
QUALIFYING 1

Sector Analysis

Personal Best | Session Best | **B** Crossing the finish line in pit lane

85 — SPICE SE90C 1990
1.Tony SINCLAIR — C1a

Lap	D	Time	Sector 1	Sector 2	Sector 3	T. Spd	Elapsed
1	1	4:25.032 B	2:06.506	1:20.658	57.868	173.1	4:25.032
2	1	4:34.252	2:48.300	1:07.865	38.087	242.7	8:59.284
3	1	2:55.412 B	40.950	1:16.907	57.555	224.5	11:54.696
4	1	16:13.867	...	1:08.983	39.271	197.4	28:08.562
5	1	2:27.158	40.748	1:06.713	39.697	242.2	30:35.720
6	1	2:26.445	41.427	1:07.350	37.668	227.8	33:02.165
7	1	2:22.980	40.342	1:05.504	37.134	244.9	35:25.145
8	1	2:22.122	39.756	1:04.769	37.597	253.5	37:47.267
9	1	2:53.827 B	41.347	1:11.478	1:01.002	238.9	40:41.094
10	1	8:38.307	6:54.178	1:06.590	37.539	213.0	49:19.401
11	1	2:24.067	39.834	1:05.669	38.564	254.7	51:43.468
12	1	2:22.025	40.259	1:04.471	37.295	266.0	54:05.493
13	1	2:21.385	39.691	1:04.584	37.110	271.4	56:26.878
14	1	3:23.895 B	50.033	1:25.509	1:08.353	183.1	59:50.773

98 — SPICE SE90C 1990
1.Eric de DONCKER — C1a

Lap	D	Time	Sector 1	Sector 2	Sector 3	T. Spd	Elapsed
1	1	4:24.216	2:23.237	1:17.361	43.618	188.8	4:24.216
2	1	2:57.391 B	44.804	1:20.099	52.488	210.9	7:21.607
3	1	5:34.923	3:42.464	1:10.175	42.284	231.3	12:56.530
4	1	3:36.653 B	56.553	1:31.749	1:08.351	162.7	16:33.183
5	1	11:31.731	9:40.810	1:11.394	39.527	211.8	28:04.913
6	1	2:29.450	42.021	1:08.555	38.874	250.6	30:34.363
7	1	2:31.695	42.303	1:10.043	39.349	239.5	33:06.058
8	1	2:28.456	41.380	1:08.312	38.764	246.6	35:34.514
9	1	2:27.832	41.381	1:08.235	38.216	251.7	38:02.346
10	1	2:28.211	40.768	1:08.052	39.391	240.0	40:30.557
11	1	2:40.682 B	41.807	1:09.175	49.700	246.0	43:11.239
12	1	8:59.190	7:07.405	1:13.474	38.311	231.8	52:10.429
13	1	3:07.853 B	40.369	1:16.590	1:10.894	260.2	55:18.282

99 — PORSCHE 962C 1991
1.Mischa STRIJDER — C1a

Lap	D	Time	Sector 1	Sector 2	Sector 3	T. Spd	Elapsed
1	1	5:47.086	3:16.114	1:35.724	55.248	156.5	5:47.086
2	1	3:02.850	52.079	1:25.465	45.306	168.5	8:49.936
3	1	2:44.656	43.638	1:16.199	44.819	231.3	11:34.592
4	1	3:49.425 B	44.016	1:35.290	1:30.119	204.5	15:24.017
5	1	13:17.637	...	1:20.166	44.012	194.2	28:41.653
6	1	2:37.871	44.337	1:12.249	41.285	228.3	31:19.524
7	1	2:32.837	42.111	1:10.791	39.935	240.0	33:52.361
8	1	2:33.829	42.512	1:11.626	39.691	251.7	36:26.190
9	1	2:33.230	42.341	1:10.734	40.155	254.1	38:59.420
10	1	2:32.105	41.685	1:10.715	39.705	269.3	41:31.525
11	1	2:35.294	41.632	1:12.351	41.311	255.3	44:06.819
12	1	2:30.881	41.913	1:09.445	39.523	267.3	46:37.700
13	1	2:33.486	41.595	1:10.637	41.254	243.8	49:11.186
14	1	2:35.260	42.194	1:11.515	41.551	227.4	51:46.446
15	1	2:32.828	42.053	1:10.609	40.166	264.7	54:19.274
16	1	2:32.471	41.627	1:10.997	39.847	250.0	56:51.745
17	1	2:33.330	43.530	1:10.811	38.989	258.4	59:25.075

104 — SPICE SE89C 1989
1.Philippe SCEMAMA — C2a

Lap	D	Time	Sector 1	Sector 2	Sector 3	T. Spd	Elapsed
1	1	4:34.307	2:33.236	1:19.073	41.998	163.4	4:34.307
2	1	2:40.769	43.091	1:15.415	42.263	210.1	7:15.076
3	1	2:30.418	42.433	1:09.385	38.600	241.1	9:45.494
4	1	2:41.064 B	41.080	1:09.980	50.004	237.4	12:26.558
5	1	15:27.898	...	1:14.190	40.439	225.0	27:54.455
6	1	2:25.412	40.702	1:07.321	37.389	246.6	30:19.867
7	1	2:23.248	40.038	1:06.159	37.051	220.4	32:43.115
8	1	2:24.472	40.510	1:06.649	37.313	220.9	35:07.587
9	1	2:23.790	39.683	1:06.954	37.153	252.9	37:31.377
10	1	2:53.563 B	44.872	1:14.557	54.134	181.5	40:24.940
11	1	4:30.719	2:44.215	1:07.751	38.753	237.4	44:55.659
12	1	2:24.794	39.496	1:08.092	37.206	259.0	47:20.453
13	1	2:23.105	41.085	1:05.221	36.799	252.3	49:43.558
14	1	2:22.775	39.778	1:05.260	37.737	268.0	52:06.333
15	1	2:22.149	39.818	1:05.198	37.133	243.8	54:28.482
16	1	2:35.818 B	39.529	1:05.361	50.928	254.1	57:04.300

107 — TIGA GC289 1989
1.Philippe COLANÇON — C2a

Lap	D	Time	Sector 1	Sector 2	Sector 3	T. Spd	Elapsed
1	1	6:04.251 B	3:43.124	1:22.060	59.067	169.8	6:04.251
2	1	5:19.864	3:11.349	1:23.671	44.844	207.7	11:24.115
3	1	2:52.326 B	43.846	1:13.460	55.020	251.7	14:16.441
4	1	14:51.965	...	1:11.751	40.770	220.9	29:08.405
5	1	2:31.540	43.355	1:08.120	40.065	253.5	31:39.945
6	1	2:32.721	42.859	1:10.491	39.371	259.6	34:12.666
7	1	2:31.373	42.911	1:08.558	39.904	264.1	36:44.039
8	1	3:08.595 B	53.177	1:18.905	56.513	151.5	39:52.634
9	1	8:30.943	6:40.666	1:10.767	39.510	247.7	48:23.577
10	1	2:31.039	42.516	1:08.543	39.980	257.8	50:54.616
11	1	2:32.713	42.011	1:08.669	42.033	258.4	53:27.329
12	1	2:33.417	45.475	1:09.046	38.896	242.2	56:00.746
13	1	2:30.226	42.214	1:08.335	39.677	260.9	58:30.972

111 — SPICE SE88C 1988
1.Thomas DOZIN — C2a

Lap	D	Time	Sector 1	Sector 2	Sector 3	T. Spd	Elapsed
1	1	9:42.342	7:13.970	1:38.192	50.180	190.8	9:42.342
2	1	2:58.809	48.120	1:24.909	45.780	205.3	12:41.151
3	1	3:24.692 B	54.105	1:26.637	1:03.950	157.0	16:05.843
4	1	12:47.122	...	1:23.046	43.617	202.2	28:52.964
5	1	2:42.423	43.833	1:16.330	42.260	208.9	31:35.387
6	1	2:43.439	43.791	1:17.374	42.274	221.8	34:18.826
7	1	2:38.614	43.296	1:13.711	41.607	226.9	36:57.440
8	1	2:39.386	43.388	1:14.669	41.329	252.9	39:36.826
9	1	2:38.837	43.818	1:14.360	40.659	240.0	42:15.663
10	1	2:36.728	42.446	1:12.560	41.722	262.1	44:52.391
11	1	2:37.071	42.491	1:12.740	41.840	262.1	47:29.462
12	1	2:36.724	42.829	1:13.131	40.764	265.4	50:06.186
13	1	4:47.287 B	1:00.177	2:08.610	1:38.500	116.5	54:53.473

129 — TIGA GC288 1989
1.Xavier GALANT — C2a

Lap	D	Time	Sector 1	Sector 2	Sector 3	T. Spd	Elapsed
1	1	5:41.296					5:41.296
2	1	2:58.959					8:40.255
3	1	20:36.351					29:16.605
4	1	2:43.207					31:59.812
5	1	2:38.589					34:38.401
6	1	2:36.694					37:15.095
7	1	2:37.614					39:52.709

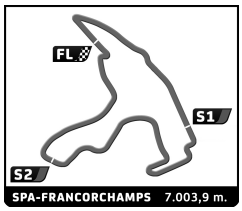

GROUP C RACING
SPA CLASSIC
QUALIFYING 1

Sector Analysis

Personal Best | Session Best | **B** Crossing the finish line in pit lane

Lap	D	Time	Sector 1	Sector 2	Sector 3	T. Spd	Elapsed
8	1	2:36.510					42:29.219
9	1	2:39.513					45:08.732
10	1	3:22.377 B					48:31.109

145 SPICE SE89C 1989
1.Alain CREFCOEUR — C2a

Lap	D	Time	Sector 1	Sector 2	Sector 3	T. Spd	Elapsed
1	1	4:18.782	2:01.475	1:28.857	48.450	148.1	4:18.782
2	1	2:54.799	47.792	1:20.587	46.420	198.5	7:13.581
3	1	2:48.594	47.046	1:17.122	44.426	214.7	10:02.175
4	1	3:01.981 B	46.454	1:16.223	59.304	206.5	13:04.156
5	1	16:26.148	...	1:14.958	42.305	231.3	29:30.303
6	1	2:39.226	44.696	1:12.582	41.948	222.7	32:09.529
7	1	2:38.356	43.293	1:11.484	43.579	226.9	34:47.885
8	1	2:36.653	44.167	1:11.050	41.436	221.8	37:24.538
9	1	2:35.990	43.046	1:12.663	40.281	234.8	40:00.528
10	1	2:35.524	44.512	1:10.412	40.600	219.5	42:36.052
11	1	2:34.655	42.235	1:10.893	41.527	242.2	45:10.707
12	1	2:34.619	43.438	1:10.915	40.266	241.1	47:45.326
13	1	2:32.377	42.714	1:09.209	40.454	237.4	50:17.703
14	1	2:34.832	43.240	1:11.684	39.908	219.5	52:52.535
15	1	3:02.322 B	47.085	1:14.060	1:01.177	220.4	55:54.857

162 GKW 862-C2 1988
1.Massimo GUERRA
2.Marco MASSIMO — C3b

Lap	D	Time	Sector 1	Sector 2	Sector 3	T. Spd	Elapsed
1	1	5:29.182 B	2:44.726	1:35.028	1:09.428	193.2	5:29.182
2	1	5:45.037	3:39.423	1:21.138	44.476	183.1	11:14.219
3	1	3:18.919 B	49.155	1:25.771	1:03.993	156.7	14:33.138
4	1	14:33.172 B	...	1:19.952	55.068	176.8	29:06.309
5	1	4:22.482 B	1:53.539	1:23.202	1:05.741	160.0	33:28.791
6	1	11:06.500	8:40.958	1:34.958	50.584	182.4	44:35.291
7	1	2:54.577	49.087	1:20.439	45.051	190.8	47:29.868
8	1	2:47.465	46.957	1:17.374	43.134	185.6	50:17.333
9	1	2:46.549	46.103	1:16.844	43.602	191.2	53:03.882
10	1	2:43.356	45.223	1:17.352	40.781	203.4	55:47.238
11	1	2:42.734	44.852	1:16.264	41.618	191.5	58:29.972

177 ALD C289 1989
1.Frank LYONS — C2a

Lap	D	Time	Sector 1	Sector 2	Sector 3	T. Spd	Elapsed
1	1	6:02.379	3:48.965	1:25.039	48.375	186.5	6:02.379
2	1	2:48.768	48.718	1:16.271	43.779	190.1	8:51.147
3	1	2:55.463	47.511	1:24.908	43.044	162.4	11:46.610
4	1	3:51.245 B	45.364	1:38.686	1:27.195	217.3	15:37.855
5	1	12:18.632	...	1:13.316	41.251	206.1	27:56.486
6	1	2:36.109	43.950	1:11.030	41.129	213.4	30:32.595
7	1	2:42.386	44.026	1:13.655	44.705	210.9	33:14.981
8	1	2:34.106	42.913	1:10.038	41.155	227.4	35:49.087
9	1	2:38.845	45.063	1:11.551	42.231	220.9	38:27.932
10	1	2:40.602	43.762	1:12.853	43.987	230.8	41:08.534
11	1	2:40.379	44.045	1:11.733	44.601	226.4	43:48.913
12	1	2:39.090	44.928	1:11.925	42.237	197.8	46:28.003
13	1	2:36.920	43.549	1:11.605	41.766	231.8	49:04.923
14	1	2:53.350 B	44.297	1:11.553	57.500	216.9	51:58.273